

# GT WorldChEU pwr by AWS Sprint Cup Round 2

Sports 2000

Qualifying



## Result List

Provisional

Amended  
2.5.2026 - 13:38

Brands Hatch, Length: 3916m

Saturday, May 2, 2026 11:30:00

### Stewards / Race Management

<b>STEWARD</b>	
<b>STEWARD</b>	
<b>STEWARD</b>	
<b>RACE DIRECTOR</b>	
<b>CLERK OF THE COURSE</b>	David Scott
<b>TECHNICAL DELEGATE</b>	
<b>CHIEF TIMEKEEPER</b>	Steffen Ruhl / Daniel Schulze

### Weather Start/Finish

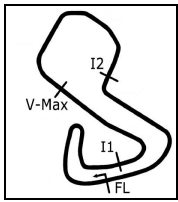
<b>AIR</b>	17.6°C
<b>TRACK</b>	28.2°C
<b>CONDITIONS</b>	Dry
<b>PRESSURE</b>	999 hPa
<b>AIR</b>	18.1°C
<b>TRACK</b>	28.9°C
<b>CONDITIONS</b>	Dry
<b>PRESSURE</b>	999 hPa

### Track Information

<b>GREEN FLAG</b>	11:30:21
<b>CHEQUERED FLAG</b>	11:45:44
<b>SAFETY CAR PHASE</b>	0
<b>FULL COURSE YELLOW PHASE</b>	0
<b>TRACK NAME</b>	Brands Hatch
<b>TRACK LENGTH</b>	3916m
<b>TURN COUNT</b>	9
<b>FASTEST LAP:</b>	#76. GIB - 1:29.208

STARTED: 26 CLASSIFIED: 26 NOT CLASSIFIED: 0 DISQUALIFIED: 1

Nr. Drivers	Team	Lap	Best Time	Gap	Diff	Kph	Day Time
Cl. Car	Entrant						
1 76 <b>M.Gibbins</b>		7	1:29.208			158.0	11:41:21
	DUR A MCR S2n						
2 40 <b>T.Tudor</b>		8	1:30.745	1.537	1.537	155.3	11:43:19
	DUR A MCR S2n						
3 21 <b>R.Johnson</b>		5	1:31.112	1.904	0.367	154.7	11:38:31
	DUR A MCR S2n						
4 82 <b>B.Cater</b>		7	1:31.201	1.993	0.089	154.5	11:42:41
	DUR A MCR S2n						
5 13 <b>M.Walker</b>		6	1:31.219	2.011	0.018	154.5	11:40:44
	DUR A MCR S2n						
6 77 <b>J.Barwell</b>		8	1:31.332	2.124	0.113	154.3	11:44:59
	DUR A MCR S2n						
7 71 <b>P.Trayhurn</b>		4	1:31.684	2.476	0.352	153.7	11:37:23
	DURDE Gunn TS11						
8 62 <b>N.Johnson</b>		9	1:32.030	2.822	0.346	153.1	11:45:05
	DUR B Lola Fox 88/90						
9 26 <b>T.Stoten</b>		7	1:33.069	3.861	1.039	151.4	11:42:26
	DUR A Gunn TS14						
10 6 <b>P.Brouwer</b>		7	1:33.188	3.980	0.119	151.2	11:42:00
	DUR B Lola Fox 88/90						
11 7 <b>M.Turner</b>		6	1:33.552	4.344	0.364	150.6	11:40:41
	DURDEMCR S2n						
12 44 <b>J.Iley</b>		8	1:33.823	4.615	0.271	150.2	11:43:48
	DUR A MCR S2n						
13 30 <b>M.Harbot</b>		8	1:34.161	4.953	0.338	149.7	11:44:14
	DUR A MCR S2n						
14 50 <b>S.Ough</b>		8	1:34.238	5.030	0.077	149.5	11:45:08
	DURDEMCR S2n						
15 34 <b>R.Donnan</b>		6	1:35.020	5.812	0.782	148.3	11:40:40
	DURDEMCR S2n						
16 25 <b>J.Needham</b>		8	1:35.169	5.961	0.149	148.1	11:44:32
	DUR B Van Diemen RF02p						
17 24 <b>D.Williams</b>		7	1:35.332	6.124	0.163	147.8	11:43:45
	DUR B Van Diemen RF94						
18 22 <b>A.Noble</b>		6	1:35.543	6.335	0.211	147.5	11:40:52
	DUR B Gunn TS7						
19 9 <b>A.Butler</b>		8	1:36.362	7.154	0.819	146.2	11:44:24
	DUR A MCR S2						
20 48 <b>P.Streat</b>		7	1:36.754	7.546	0.392	145.7	11:42:50
	HIS A Lola T87/90						
21 33 <b>M.Fry</b>		6	1:38.723	9.515	1.969	142.7	11:41:17
	HIS C Tiga SC79						



# GT WorldChEU pwr by AWS Sprint Cup Round 2

Sports 2000

Qualifying



## Result List

Provisional

Amended  
2.5.2026 - 13:38

Brands Hatch, Length: 3916m

Saturday, May 2, 2026 11:30:00

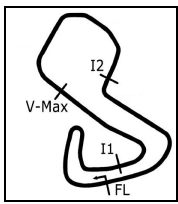
Nr. Drivers	Team	Lap	Best Time	Gap	Diff	Kph	Day Time
Cl. Car	Entrant						
22 32 C.Snowdon		6	1:40.010	10.802	1.287	140.9	11:41:34
HIS A Carbir							
23 12 C.Hayes		4	1:40.415	11.207	0.405	140.3	11:38:26
DURDEMCR S2n							
24 17 C.Steeper		8	1:41.167	11.959	0.752	139.3	11:44:37
HIS C Tiga SC80							
25 57 S.Aldworth		5	1:41.644	12.436	0.477	138.6	11:39:32
HIS C Lola T492							
26 16 R.Cooke		7	1:45.414	16.206	3.770	133.7	11:44:06
HIS A Lola T87/90							
<b>Disqualified</b>							
14 A.Ridge							
DUR A Gunn TS11							

Selected lap times cancelled due to track limits

Following stewards decision no. 2 disqualification for car no. 14

Subject to final scrutineering!

Publication time:	Race Director:	Timekeeper: Steffen Ruhl / Daniel Schulze
-------------------	----------------	---



Result List

Provisional

Saturday, May 2, 2026 16:05:00

Stewards / Race Management

<b>STEWARD</b>	
<b>STEWARD</b>	
<b>STEWARD</b>	
<b>RACE DIRECTOR</b>	
<b>CLERK OF THE COURSE</b>	David Scott
<b>TECHNICAL DELEGATE</b>	
<b>CHIEF TIMEKEEPER</b>	Steffen Ruhl / Daniel Schulze

Weather Start/Finish

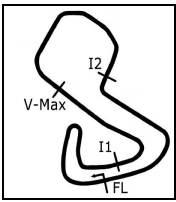
<b>AIR</b>	22.1°C
<b>TRACK</b>	33.8°C
<b>CONDITIONS</b>	Dry
<b>PRESSURE</b>	999 hPa
<b>AIR</b>	21.8°C
<b>TRACK</b>	31.4°C
<b>CONDITIONS</b>	Dry
<b>PRESSURE</b>	999 hPa

Track Information

<b>GREEN FLAG</b>	15:57:17
<b>CHEQUERED FLAG</b>	16:22:02
<b>SAFETY CAR PHASE</b>	1
<b>FULL COURSE YELLOW PHASE</b>	0
<b>TRACK NAME</b>	Brands Hatch
<b>TRACK LENGTH</b>	3916m
<b>TURN COUNT</b>	9
<b>TOTAL DISTANCE</b>	58.74km
<b>FASTEST LAP:</b>	#76. GIB - 1:29.808

STARTED: 27 CLASSIFIED: 24 NOT CLASSIFIED: 3 DISQUALIFIED: 0

Nr. Drivers	Team	Laps	Total Time	Gap	Kph	Lap	Time	Kph
Cl. Car	Entrant							
1 76 M.Gibbins DURA MCR S2n		15	24:45.277		142.1	8	1:29.808	156.9
2 21 R.Johnson DURA MCR S2n		15	24:52.990	7.713	141.6	8	1:31.169	154.6
3 77 J.Barwell DURA MCR S2n		15	24:59.959	14.682	140.9	7	1:31.693	153.7
4 13 M.Walker DURA MCR S2n		15	25:01.593	16.316	140.8	7	1:32.312	152.7
5 71 P.Trayhurn DURD Gunn TS11		15	25:02.231	16.954	140.8	7	1:32.148	152.9
6 62 N.Johnson DURB Lola Fox 88/90		15	25:02.435	17.158	140.8	8	1:31.889	153.4
7 82 B.Cater DURA MCR S2n		15	25:03.922	18.645	140.6	10	1:31.880	153.4
8 26 T.Stoten DURA Gunn TS14		15	25:07.184	21.907	140.4	10	1:32.633	152.1
9 30 M.Harbot DURA MCR S2n		15	25:13.743	28.466	140.1	13	1:32.875	151.7
10 6 P.Brouwer DURB Lola Fox 88/90		15	25:15.184	29.907	140.0	11	1:33.021	151.5
11 24 D.Williams DURB Van Diemen RF94		15	25:19.209	33.932	139.9	12	1:31.852	153.4
12 50 S.Ough DURDI MCR S2n		15	25:20.535	35.258	139.1	8	1:33.619	150.5
13 7 M.Turner DURD MCR S2n		15	25:21.603	36.326	139.3	9	1:33.482	150.8
14 34 R.Donnan DURDI MCR S2n		15	25:26.058	40.781	138.9	13	1:33.483	150.8
15 22 A.Noble DURB Gunn TS7		15	25:27.868	42.591	139.2	9	1:33.067	151.4
16 25 J.Needham DURB Van Diemen RF02p		15	25:29.180	43.903	138.5	13	1:33.860	150.1
17 44 J.Iley DURA MCR S2n		15	25:30.286	45.009	138.3	10	1:34.137	149.7
18 12 C.Hayes DURDI MCR S2n		15	25:44.323	59.046	137.5	14	1:35.064	148.2
19 14 A.Ridge DURA Gunn TS11		15	25:45.234	59.957	138.2	14	1:34.480	149.2
20 9 A.Butler DURA MCR S2		15	25:48.125	1:02.848	137.2	14	1:35.987	146.8
21 48 P.Streat HIS A Lola T87/90		15	25:50.237	1:04.960	137.1	14	1:36.118	146.6



Brands Hatch, Length: 3916m

### Result List

Provisional

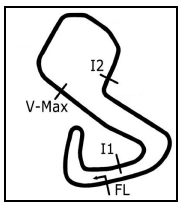
Saturday, May 2, 2026 16:05:00

Nr. Drivers	Team	Laps	Total Time	Gap	Kph	Lap	Time	Kph
Cl. Car	Entrant							
22 33 <b>M.Fry</b> HIS C Tiga SC79		15	26:08.572	1:23.295	135.5	11	1:37.749	144.2
23 32 <b>C.Snowdon</b> HIS A Carbir		15	26:09.803	1:24.526	135.6	11	1:38.227	143.5
24 16 <b>R.Cooke</b> HIS A Lola T87/90		14	25:33.805	1 LAP	129.3	8	1:45.693	133.3
<b>Not classified</b>								
57 <b>S.Aldworth</b> HIS C Lola T492		13	22:47.441	2LAPS	134.9	11	1:38.144	143.6
40 <b>T.Tudor</b> DURA MCR S2n		4	10:30.942	11LAPS	79.3	3	1:31.854	153.4
17 <b>C.Steeper</b> HIS C Tiga SC80		1	4:19.163	14LAPS				

Fastest lap of the race. Car 76 driver Michael Gibbins on lap 8. Time 1:29.808, average speed 156.9 km/h.

Subject to final scrutineering!

Publication time:	Race Director:	Timekeeper: Steffen Ruhl / Daniel Schulze
-------------------	----------------	---



# GT WorldChEU pwr by AWS Sprint Cup Round 2

Sports 2000

Race 2



## Result List

Provisional

Sunday, May 3, 2026 14:15:00

Brands Hatch, Length: 3916m

### Stewards / Race Management

<b>STEWARD</b>	
<b>STEWARD</b>	
<b>STEWARD</b>	
<b>RACE DIRECTOR</b>	
<b>CLERK OF THE COURSE</b>	David Scott
<b>TECHNICAL DELEGATE</b>	
<b>CHIEF TIMEKEEPER</b>	Steffen Ruhl / Daniel Schulze

### Weather Start/Finish

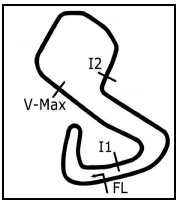
<b>AIR</b>	19.3°C
<b>TRACK</b>	30.7°C
<b>CONDITIONS</b>	Dry
<b>PRESSURE</b>	993 hPa
<b>AIR</b>	19.3°C
<b>TRACK</b>	30.4°C
<b>CONDITIONS</b>	Dry
<b>PRESSURE</b>	993 hPa

### Track Information

<b>GREEN FLAG</b>	14:16:55
<b>CHEQUERED FLAG</b>	14:42:46
<b>SAFETY CAR PHASE</b>	0
<b>FULL COURSE YELLOW PHASE</b>	0
<b>TRACK NAME</b>	Brands Hatch
<b>TRACK LENGTH</b>	3916m
<b>TURN COUNT</b>	9
<b>TOTAL DISTANCE</b>	66.57km
<b>FASTEST LAP:</b>	#13. WAL - 1:29.747

STARTED: 26 CLASSIFIED: 23 NOT CLASSIFIED: 3 DISQUALIFIED: 0

Nr. Drivers	Team	Laps	Total Time	Gap	Kph	Lap	Time	Kph
Cl. Car	Entrant							
1 76 <b>M.Gibbins</b> DURA MCR S2n		17	25:50.972		155.0	2	1:29.939	156.7
2 13 <b>M.Walker</b> DURA MCR S2n		17	25:53.058	2.086	155.1	17	1:29.747	157.0
3 21 <b>R.Johnson</b> DURA MCR S2n		17	26:03.435	12.463	153.8	6	1:30.960	154.9
4 77 <b>J.Barwell</b> DURA MCR S2n		17	26:11.815	20.843	153.0	8	1:30.995	154.9
5 24 <b>D.Williams</b> DURB Van Diemen RF94		17	26:13.210	22.238	153.3	8	1:30.939	155.0
6 62 <b>N.Johnson</b> DURB Lola Fox 88/90		17	26:20.419	29.447	152.3	15	1:31.875	153.4
7 6 <b>P.Brouwer</b> DURB Lola Fox 88/90		17	26:35.096	44.124	151.3	17	1:32.037	153.1
8 26 <b>T.Stoten</b> DURA Gunn TS14		17	26:37.879	46.907	152.1	16	1:31.968	153.2
9 30 <b>M.Harbot</b> DURA MCR S2n		17	26:39.861	48.889	151.1	17	1:32.343	152.6
10 50 <b>S.Ough</b> DURDI MCR S2n		17	26:41.519	50.547	150.6	14	1:32.320	152.7
11 71 <b>P.Trayhurn</b> DURD Gunn TS11		17	26:42.814	51.842	151.1	6	1:31.210	154.5
12 7 <b>M.Turner</b> DURDI MCR S2n		17	26:53.903	1:02.931	149.6	16	1:33.062	151.4
13 44 <b>J.Iley</b> DURA MCR S2n		17	26:58.304	1:07.332	149.1	15	1:33.442	150.8
14 25 <b>J.Needham</b> DURB Van Diemen RF02p		17	27:08.562	1:17.590	148.0	12	1:33.748	150.3
15 34 <b>R.Donnan</b> DURD MCR S2n		17	27:08.836	1:17.864	148.2	13	1:34.129	149.7
16 12 <b>C.Hayes</b> DURDI MCR S2n		17	27:24.358	1:33.386	146.7	10	1:35.243	148.0
17 9 <b>A.Butler</b> DURA MCR S2		17	28:16.154	2:25.182	143.4	10	1:35.069	148.2
18 48 <b>P.Streat</b> HIS A Lola T87/90		16	25:54.645	1 LAP	146.3	10	1:35.230	148.0
19 14 <b>A.Ridge</b> DURA Gunn TS11		16	26:08.888	1 LAP	144.9	8	1:34.480	149.2
20 32 <b>C.Snowdon</b> HIS A Carbir		16	26:52.241	1 LAP	140.9	11	1:39.256	142.0
21 33 <b>M.Fry</b> HIS C Tiga SC79		16	26:59.020	1 LAP	140.4	11	1:38.752	142.7



Brands Hatch, Length: 3916m

### Result List

Provisional

Sunday, May 3, 2026 14:15:00

Nr. Drivers	Team	Laps	Total Time	Gap	Kph	Lap	Time	Kph
Cl. Car	Entrant							
22 17 <b>C.Steeper</b> HIS C Tiga SC80		16	27:22.230	1 LAP	138.4	12	1:40.282	140.5
23 16 <b>R.Cooke</b> HIS A Lola T87/90		16	27:36.267	1 LAP	137.1	7	1:40.883	139.7
<b>Not classified</b>								
22 <b>A.Noble</b> DURB Gunn TS7		16	25:47.416	1 LAP	147.0	10	1:32.512	152.3
82 <b>B.Cater</b> DURA MCR S2n		12	21:16.600	5LAPS	131.6	6	1:31.090	154.7
40 <b>T.Tudor</b> DURA MCR S2n								

Fastest lap of the race. Car 13 driver Mackenzie Walker on lap 17. Time 1:29.747, average speed 157.0 km/h.

CAR 30 TIME PENALTY 5s TRACK LIMITS, CAR 26, 9 TIME PENALTY 15s TRACK LIMITS

Subject to final scrutineering!

Publication time:	Race Director:	Timekeeper: Steffen Rühl / Daniel Schulze
-------------------	----------------	---