



CREATIVE FUNDING SOLUTIONS SPORTS 2000 CHAMPIONSHIP

Brands Hatch Indy

18th/19th September 2021



Results Provided by Timing Solutions Ltd
www.tsl-timing.com

Ford Power Live - Brands Hatch - 18th/19th September 2021

Creative Funding Solutions Sports 2000 Championship

QUALIFYING - RACE 1 - CLASSIFICATION

POS	NO	CL	PIC NAME	ENTRY	TIME	ON	LAPS	GAP	DIFF	MPH
1	35	DA	1 Neil BURROUGHS	Gunn TS12	47.202	11	18			92.12
2	26	DA	2 Tom STOTEN	Gunn TS11	47.400	9	20	0.198	0.198	91.74
3	91	DA	3 Joshua LAW	MCR S2	47.474	14	20	0.272	0.074	91.59
4	1	DA	4 Michael GIBBINS	MCR S2	47.669	11	22	0.467	0.195	91.22
5	41	DDB	1 Giles BILLINGSLEY	MCR S2	48.786	14	21	1.584	1.117	89.13
6	40	DA	5 Timothy TUDOR	MCR S2	48.841	19	21	1.639	0.055	89.03
7	21	DA	6 Richard JOHNSON	MCR S2	48.857	14	19	1.655	0.016	89.00
8	8	DA	7 David HOUGHTON	MCR S2	48.959	18	21	1.757	0.102	88.82
9	3	DA	8 Dominic LESNIEWSKI	MCR S2	49.046	20	21	1.844	0.087	88.66
10	77	DA	9 Tony BARWELL	MCR S2	49.099	12	21	1.897	0.053	88.56
11	148	DA	10 Andy CHITTENDEN	MCR S2	49.243	10	19	2.041	0.144	88.30
12	4	DA	11 Nick BATES	MCR S2	49.551	12	20	2.349	0.308	87.76
13	34	DDB	2 Roger DONNAN	MCR S2	49.625	10	22	2.423	0.074	87.62
14	88	DDB	3 Peter WILLIAMS	MCR S2	49.762	14	16	2.560	0.137	87.38
15	73	DA	12 Ashley LAW	MCR S2	49.868	16	19	2.666	0.106	87.20
16	28	DB	1 John OWEN	MCR S2	49.968	8	10	2.766	0.100	87.02
17	111	DB	2 Grant GIBSON	Van Diemen RF94	50.121	11	20	2.919	0.153	86.76
18	44	DA	13 John ILEY	MCR S2	50.241	16	18	3.039	0.120	86.55
19	6	DB	3 Nik JOHNSON	NAGA (blank)	50.478	19	21	3.276	0.237	86.14
20	9*	DB	4 Andrew BUTLER	Van Diemen RF02P	50.854	12	19	3.652	0.376	85.51
21	27	PH	1 Jon HARMER	Tiga SC80	50.941	14	19	3.739	0.087	85.36
22	32	PH	2 Chris SNOWDON	Tiga SC81	51.333	17	18	4.131	0.392	84.71
23	33*	PH	3 Mike FRY	Tiga SC79	51.384	10	16	4.182	0.051	84.62
24	13	PH	4 Mike DODD	Tiga SC79	51.549	10	20	4.347	0.165	84.35
25	69	P	1 Nick HYETT	Lola 88/90	51.737	18	19	4.535	0.188	84.05
26	46	PH	5 Trevor WELSH	Lola T492	51.753	18	20	4.551	0.016	84.02
27	17	PH	6 Clive STEEPER	Tiga SC80	51.754	19	20	4.552	0.001	84.02
28	54	P	2 Peter NEEDHAM	Van Diemen RFSC02	52.498	4	16	5.296	0.744	82.83
29	103	DA	14 David GORST	MCR S2	54.400	10	13	7.198	1.902	79.93
30	12	PH	7 Nick BAILEY	Royale S2000M	55.470	15	17	8.268	1.070	78.39

No. 9, 33 - 1 Lap time disallowed; exceeding track limits.

Weather / Track : Cloudy / Dry

These results are provisional until the conclusion of any judicial and technical matters.

Brands Hatch Indy

Circuit Length = 1.2079 miles

Start: 09:00 Flag 09:20 End: 09:21

Clerk Of Course : Andy Stevens	Stewards :	Timekeeper : Lisa Sneader
--------------------------------	------------	---------------------------

Ford Power Live - Brands Hatch - 18th/19th September 2021

Creative Funding Solutions Sports 2000 Championship

QUALIFYING - RACE 1 - 2ND FASTEST CLASSIFICATION

POS	NO	CL	PIC NAME	ENTRY	TIME	ON	LAPS	GAP	DIFF	MPH
1	35	DA	1 Neil BURROUGHS	Gunn TS12	47.318	9	18			91.90
2	26	DA	2 Tom STOTEN	Gunn TS11	47.456	14	20	0.138	0.138	91.63
3	91	DA	3 Joshua LAW	MCR S2	47.695	18	20	0.377	0.239	91.17
4	1	DA	4 Michael GIBBINS	MCR S2	47.924	10	22	0.606	0.229	90.73
5	41	DDB	1 Giles BILLINGSLEY	MCR S2	48.801	18	21	1.483	0.877	89.10
6	21	DA	5 Richard JOHNSON	MCR S2	48.956	13	19	1.638	0.155	88.82
7	40	DA	6 Timothy TUDOR	MCR S2	48.972	20	21	1.654	0.016	88.79
8	8	DA	7 David HOUGHTON	MCR S2	49.011	19	21	1.693	0.039	88.72
9	3	DA	8 Dominic LESNIEWSKI	MCR S2	49.151	5	21	1.833	0.140	88.47
10	148	DA	9 Andy CHITTENDEN	MCR S2	49.276	16	19	1.958	0.125	88.24
11	77	DA	10 Tony BARWELL	MCR S2	49.312	19	21	1.994	0.036	88.18
12	4	DA	11 Nick BATES	MCR S2	49.598	9	20	2.280	0.286	87.67
13	34	DDB	2 Roger DONNAN	MCR S2	49.650	21	22	2.332	0.052	87.58
14	73	DA	12 Ashley LAW	MCR S2	49.963	10	19	2.645	0.313	87.03
15	28	DB	1 John OWEN	MCR S2	50.017	9	10	2.699	0.054	86.94
16	88	DDB	3 Peter WILLIAMS	MCR S2	50.101	10	16	2.783	0.084	86.79
17	111	DB	2 Grant GIBSON	Van Diemen RF94	50.267	18	20	2.949	0.166	86.51
18	44	DA	13 John ILEY	MCR S2	50.325	15	18	3.007	0.058	86.41
19	6	DB	3 Nik JOHNSON	NAGA (blank)	50.604	20	21	3.286	0.279	85.93
20	27	PH	1 Jon HARMER	Tiga SC80	50.958	16	19	3.640	0.354	85.33
21	9*	DB	4 Andrew BUTLER	Van Diemen RF02P	51.218	14	19	3.900	0.260	84.90
22	32	PH	2 Chris SNOWDON	Tiga SC81	51.577	15	18	4.259	0.359	84.31
23	13	PH	3 Mike DODD	Tiga SC79	51.617	17	20	4.299	0.040	84.24
24	33*	PH	4 Mike FRY	Tiga SC79	51.906	8	16	4.588	0.289	83.77
25	46	PH	5 Trevor WELSH	Lola T492	51.938	11	20	4.620	0.032	83.72
26	69	P	1 Nick HYETT	Lola 88/90	52.180	15	19	4.862	0.242	83.33
27	17	PH	6 Clive STEEPER	Tiga SC80	52.277	20	20	4.959	0.097	83.18
28	54	P	2 Peter NEEDHAM	Van Diemen RFSC02	53.090	5	16	5.772	0.813	81.91
29	103	DA	14 David GORST	MCR S2	54.909	11	13	7.591	1.819	79.19
30	12	PH	7 Nick BAILEY	Royale S2000M	55.526	17	17	8.208	0.617	78.31

No. 9, 33 - 1 Lap time disallowed; exceeding track limits.

Weather / Track : Cloudy / Dry

These results are provisional until the conclusion of any judicial and technical matters.

Brands Hatch Indy

Circuit Length = 1.2079 miles

Start: 09:00 Flag 09:20 End: 09:21

Clerk Of Course : Andy Stevens	Stewards :	Timekeeper : Lisa Sneader
--------------------------------	------------	---------------------------

Ford Power Live - Brands Hatch - 18th/19th September 2021

Creative Funding Solutions Sports 2000 Championship

QUALIFYING - RACE 1 - LAP ANALYSIS

DIFF = Difference To Personal Best Lap

P1 35 Neil BURROUGHS				
LAP	LAP TIME	DIFF	MPH	TIME OF DAY
1 -	1:05.731	18.529	66.15	09:01:54.438
2 -	53.882	6.680	80.70	09:02:48.320
3 -	48.463	1.261	89.73	09:03:36.783
4 -	48.026	0.824	90.54	09:04:24.809
5 -	47.718	0.516	91.13	09:05:12.527
6 -	48.223	1.021	90.17	09:06:00.750
7 -	49.434	2.232	87.96	09:06:50.184
8 -	48.504	1.302	89.65	09:07:38.688
9 -	47.318 (2)	0.116	91.90	09:08:26.006
10 -	47.900	0.698	90.78	09:09:13.906
11 -	47.202 (1)		92.12	09:10:01.108
12 -	49.164	1.962	88.45	09:10:50.272
13 -	49.213	2.011	88.36	09:11:39.485
14 -	47.825	0.623	90.92	09:12:27.310
15 -	47.381 (3)	0.179	91.77	09:13:14.691
16 -	2:25.246 P	1:38.044	29.93	09:15:39.937
17 -	55.365	8.163	78.54	09:16:35.302
18 -	48.701	1.499	89.29	09:17:24.003

P2 26 Tom STOTEN				
LAP	LAP TIME	DIFF	MPH	TIME OF DAY
1 -	1:10.745	23.345	61.46	09:01:54.021
2 -	54.840	7.440	79.29	09:02:48.861
3 -	48.952	1.552	88.83	09:03:37.813
4 -	47.998	0.598	90.59	09:04:25.811
5 -	47.762 (3)	0.362	91.04	09:05:13.573
6 -	50.970	3.570	85.31	09:06:04.543
7 -	48.432	1.032	89.78	09:06:52.975
8 -	49.460	2.060	87.92	09:07:42.435
9 -	47.400 (1)		91.74	09:08:29.835
10 -	51.701	4.301	84.11	09:09:21.536
11 -	47.791	0.391	90.99	09:10:09.327
12 -	47.902	0.502	90.78	09:10:57.229
13 -	50.270	2.870	86.50	09:11:47.499
14 -	47.456 (2)	0.056	91.63	09:12:34.955
15 -	2:24.056 P	1:36.656	30.18	09:14:59.011
16 -	54.229	6.829	80.18	09:15:53.240
17 -	52.568	5.168	82.72	09:16:45.808
18 -	51.058	3.658	85.16	09:17:36.866
19 -	52.763	5.363	82.41	09:18:29.629
20 -	47.789	0.389	90.99	09:19:17.418

P3 91 Joshua LAW				
LAP	LAP TIME	DIFF	MPH	TIME OF DAY
1 -	1:11.306	23.832	60.98	09:01:56.758
2 -	54.027	6.553	80.48	09:02:50.785
3 -	49.047	1.573	88.66	09:03:39.832
4 -	48.307	0.833	90.02	09:04:28.139
5 -	48.078	0.604	90.44	09:05:16.217
6 -	49.291	1.817	88.22	09:06:05.508
7 -	1:53.554 P	1:06.080	38.29	09:07:59.062
8 -	51.595	4.121	84.28	09:08:50.657
9 -	49.769	2.295	87.37	09:09:40.426
10 -	48.171	0.697	90.27	09:10:28.597
11 -	51.629	4.155	84.22	09:11:20.226
12 -	47.891	0.417	90.80	09:12:08.117
13 -	50.049	2.575	86.88	09:12:58.166
14 -	47.474 (1)		91.59	09:13:45.640
15 -	54.723	7.249	79.46	09:14:40.363
16 -	47.768 (3)	0.294	91.03	09:15:28.131

DIFF = Difference To Personal Best Lap

17 -	53.268	5.794	81.63	09:16:21.399
18 -	47.695 (2)	0.221	91.17	09:17:09.094
19 -	47.779	0.305	91.01	09:17:56.873
20 -	1:31.020 P	43.546	47.77	09:19:27.893

P4 1 Michael GIBBINS				
LAP	LAP TIME	DIFF	MPH	TIME OF DAY
1 -	1:10.753	23.084	61.46	09:01:57.146
2 -	54.643	6.974	79.58	09:02:51.789
3 -	50.724	3.055	85.73	09:03:42.513
4 -	48.323	0.654	89.99	09:04:30.836
5 -	48.095	0.426	90.41	09:05:18.931
6 -	48.811	1.142	89.09	09:06:07.742
7 -	49.217	1.548	88.35	09:06:56.959
8 -	48.132	0.463	90.34	09:07:45.091
9 -	49.408	1.739	88.01	09:08:34.499
10 -	47.924 (2)	0.255	90.73	09:09:22.423
11 -	47.669 (1)		91.22	09:10:10.092
12 -	48.259	0.590	90.10	09:10:58.351
13 -	50.590	2.921	85.95	09:11:48.941
14 -	50.812	3.143	85.58	09:12:39.753
15 -	48.975	1.306	88.79	09:13:28.728
16 -	48.039 (3)	0.370	90.52	09:14:16.767
17 -	48.605	0.936	89.46	09:15:05.372
18 -	49.804	2.135	87.31	09:15:55.176
19 -	48.817	1.148	89.07	09:16:43.993
20 -	48.738	1.069	89.22	09:17:32.731
21 -	48.977	1.308	88.78	09:18:21.708
22 -	50.292	2.623	86.46	09:19:12.000

P5 41 Giles BILLINGSLEY				
LAP	LAP TIME	DIFF	MPH	TIME OF DAY
1 -	1:02.384	13.598	69.70	09:02:05.110
2 -	59.588	10.802	72.97	09:03:04.698
3 -	51.099	2.313	85.10	09:03:55.797
4 -	49.626	0.840	87.62	09:04:45.423
5 -	56.421	7.635	77.07	09:05:41.844
6 -	49.107	0.321	88.55	09:06:30.951
7 -	49.410	0.624	88.01	09:07:20.361
8 -	53.440	4.654	81.37	09:08:13.801
9 -	49.489	0.703	87.87	09:09:03.290
10 -	50.751	1.965	85.68	09:09:54.041
11 -	49.007 (3)	0.221	88.73	09:10:43.048
12 -	51.718	2.932	84.08	09:11:34.766
13 -	50.136	1.350	86.73	09:12:24.902
14 -	48.786 (1)		89.13	09:13:13.688
15 -	50.528	1.742	86.06	09:14:04.216
16 -	58.232	9.446	74.67	09:15:02.448
17 -	49.889	1.103	87.16	09:15:52.337
18 -	48.801 (2)	0.015	89.10	09:16:41.138
19 -	56.856	8.070	76.48	09:17:37.994
20 -	49.283	0.497	88.23	09:18:27.277
21 -	53.943	5.157	80.61	09:19:21.220

P6 40 Timothy TUDOR				
LAP	LAP TIME	DIFF	MPH	TIME OF DAY
1 -	1:00.582	11.741	71.78	09:02:02.260
2 -	53.604	4.763	81.12	09:02:55.864
3 -	52.023	3.182	83.59	09:03:47.887
4 -	50.424	1.583	86.24	09:04:38.311
5 -	49.443	0.602	87.95	09:05:27.754
6 -	49.730	0.889	87.44	09:06:17.484

Brands Hatch Indy

Circuit Length = 1.2079 miles

Start: 09:00 Flag 09:20 End: 09:21

Weather / Track : Cloudy / Dry

Ford Power Live - Brands Hatch - 18th/19th September 2021

Creative Funding Solutions Sports 2000 Championship

QUALIFYING - RACE 1 - LAP ANALYSIS

DIFF = Difference To Personal Best Lap

7 -	49.355	0.514	88.10	09:07:06.839
8 -	51.609	2.768	84.26	09:07:58.448
9 -	50.039	1.198	86.90	09:08:48.487
10 -	50.468	1.627	86.16	09:09:38.955
11 -	49.371	0.530	88.08	09:10:28.326
12 -	49.358	0.517	88.10	09:11:17.684
13 -	52.920	4.079	82.17	09:12:10.604
14 -	50.672	1.831	85.81	09:13:01.276
15 -	49.275	0.434	88.25	09:13:50.551
16 -	52.806	3.965	82.35	09:14:43.357
17 -	51.130	2.289	85.04	09:15:34.487
18 -	49.983	1.142	87.00	09:16:24.470
19 -	48.841 (1)		89.03	09:17:13.311
20 -	48.972 (2)	0.131	88.79	09:18:02.283
21 -	49.184 (3)	0.343	88.41	09:18:51.467

P7 21 Richard JOHNSON

LAP	LAP TIME	DIFF	MPH	TIME OF DAY
1 -	1:04.853	15.996	67.05	09:01:58.343
2 -	54.553	5.696	79.71	09:02:52.896
3 -	51.046	2.189	85.18	09:03:43.942
4 -	49.443	0.586	87.95	09:04:33.385
5 -	49.268	0.411	88.26	09:05:22.653
6 -	49.816	0.959	87.29	09:06:12.469
7 -	50.183	1.326	86.65	09:07:02.652
8 -	49.108	0.251	88.55	09:07:51.760
9 -	2:54.427 P	2:05.570	24.93	09:10:46.187
10 -	53.136	4.279	81.83	09:11:39.323
11 -	50.165	1.308	86.68	09:12:29.488
12 -	49.942	1.085	87.07	09:13:19.430
13 -	48.956 (2)	0.099	88.82	09:14:08.386
14 -	48.857 (1)		89.00	09:14:57.243
15 -	49.847	0.990	87.23	09:15:47.090
16 -	50.103	1.246	86.79	09:16:37.193
17 -	53.566	4.709	81.18	09:17:30.759
18 -	50.397	1.540	86.28	09:18:21.156
19 -	49.024 (3)	0.167	88.70	09:19:10.180

P8 8 David HOUGHTON

LAP	LAP TIME	DIFF	MPH	TIME OF DAY
1 -	1:05.487	16.528	66.40	09:01:56.953
2 -	55.262	6.303	78.69	09:02:52.215
3 -	50.614	1.655	85.91	09:03:42.829
4 -	49.296	0.337	88.21	09:04:32.125
5 -	49.083 (3)	0.124	88.59	09:05:21.208
6 -	49.868	0.909	87.20	09:06:11.076
7 -	49.523	0.564	87.80	09:07:00.599
8 -	49.215	0.256	88.35	09:07:49.814
9 -	49.718	0.759	87.46	09:08:39.532
10 -	50.221	1.262	86.58	09:09:29.753
11 -	49.536	0.577	87.78	09:10:19.289
12 -	1:50.711 P	1:01.752	39.27	09:12:10.000
13 -	53.531	4.572	81.23	09:13:03.531
14 -	49.270	0.311	88.26	09:13:52.801
15 -	49.586	0.627	87.69	09:14:42.387
16 -	50.202	1.243	86.62	09:15:32.589
17 -	50.500	1.541	86.11	09:16:23.089
18 -	48.959 (1)		88.82	09:17:12.048
19 -	49.011 (2)	0.052	88.72	09:18:01.059
20 -	49.469	0.510	87.90	09:18:50.528
21 -	49.141	0.182	88.49	09:19:39.669

DIFF = Difference To Personal Best Lap

P9 3 Dominic LESNIEWSKI				
LAP	LAP TIME	DIFF	MPH	TIME OF DAY
1 -	1:00.790	11.744	71.53	09:01:58.395
2 -	54.341	5.295	80.02	09:02:52.736
3 -	50.638	1.592	85.87	09:03:43.374
4 -	49.739	0.693	87.42	09:04:33.113
5 -	49.151 (2)	0.105	88.47	09:05:22.264
6 -	49.868	0.822	87.20	09:06:12.132
7 -	49.412	0.366	88.00	09:07:01.544
8 -	50.077	1.031	86.83	09:07:51.621
9 -	1:50.063 P	1:01.017	39.51	09:09:41.684
10 -	52.250	3.204	83.22	09:10:33.934
11 -	50.083	1.037	86.82	09:11:24.017
12 -	49.362	0.316	88.09	09:12:13.379
13 -	50.281	1.235	86.48	09:13:03.660
14 -	50.272	1.226	86.50	09:13:53.932
15 -	49.895	0.849	87.15	09:14:43.827
16 -	49.622	0.576	87.63	09:15:33.449
17 -	49.973	0.927	87.01	09:16:23.422
18 -	49.240	0.194	88.31	09:17:12.662
19 -	49.208 (3)	0.162	88.37	09:18:01.870
20 -	49.046 (1)		88.66	09:18:50.916
21 -	49.291	0.245	88.22	09:19:40.207

P10 77 Tony BARWELL

LAP	LAP TIME	DIFF	MPH	TIME OF DAY
1 -	1:03.083	13.984	68.93	09:02:29.816
2 -	55.629	6.530	78.17	09:03:25.445
3 -	53.660	4.561	81.03	09:04:19.105
4 -	52.120	3.021	83.43	09:05:11.225
5 -	51.104	2.005	85.09	09:06:02.329
6 -	51.095	1.996	85.10	09:06:53.424
7 -	51.148	2.049	85.02	09:07:44.572
8 -	51.374	2.275	84.64	09:08:35.946
9 -	50.616	1.517	85.91	09:09:26.562
10 -	50.022	0.923	86.93	09:10:16.584
11 -	49.818	0.719	87.28	09:11:06.402
12 -	49.099 (1)		88.56	09:11:55.501
13 -	49.379 (3)	0.280	88.06	09:12:44.880
14 -	50.985	1.886	85.29	09:13:35.865
15 -	50.425	1.326	86.23	09:14:26.290
16 -	49.744	0.645	87.41	09:15:16.034
17 -	50.171	1.072	86.67	09:16:06.205
18 -	49.635	0.536	87.61	09:16:55.840
19 -	49.312 (2)	0.213	88.18	09:17:45.152
20 -	49.451	0.352	87.93	09:18:34.603
21 -	49.463	0.364	87.91	09:19:24.066

P11 148 Andy CHITTENDEN

LAP	LAP TIME	DIFF	MPH	TIME OF DAY
1 -	1:03.724	14.481	68.24	09:02:21.673
2 -	56.810	7.567	76.54	09:03:18.483
3 -	52.083	2.840	83.49	09:04:10.566
4 -	51.915	2.672	83.76	09:05:02.481
5 -	54.951	5.708	79.13	09:05:57.432
6 -	50.561	1.318	86.00	09:06:47.993
7 -	49.889	0.646	87.16	09:07:37.882
8 -	49.651	0.408	87.58	09:08:27.533
9 -	50.523	1.280	86.07	09:09:18.056
10 -	49.243 (1)		88.30	09:10:07.299
11 -	49.428	0.185	87.97	09:10:56.727
12 -	50.611	1.368	85.92	09:11:47.338

Brands Hatch Indy

Circuit Length = 1.2079 miles

Start: 09:00 Flag 09:20 End: 09:21

Weather / Track : Cloudy / Dry

Ford Power Live - Brands Hatch - 18th/19th September 2021

Creative Funding Solutions Sports 2000 Championship

QUALIFYING - RACE 1 - LAP ANALYSIS

DIFF = Difference To Personal Best Lap

13 -	49.343 (3)	0.100	88.13	09:12:36.681
14 -	51.024	1.781	85.22	09:13:27.705
15 -	50.301	1.058	86.45	09:14:18.006
16 -	49.276 (2)	0.033	88.24	09:15:07.282
17 -	54.408	5.165	79.92	09:16:01.690
18 -	58.673	9.430	74.11	09:17:00.363
19 -	49.683	0.440	87.52	09:17:50.046

P12 4 Nick BATES

LAP	LAP TIME	DIFF	MPH	TIME OF DAY
1 -	1:05.559	16.008	66.33	09:02:16.810
2 -	55.735	6.184	78.02	09:03:12.545
3 -	54.361	4.810	79.99	09:04:06.906
4 -	51.900	2.349	83.78	09:04:58.806
5 -	51.043	1.492	85.19	09:05:49.849
6 -	50.146	0.595	86.71	09:06:39.995
7 -	50.255	0.704	86.53	09:07:30.250
8 -	49.802 (3)	0.251	87.31	09:08:20.052
9 -	49.598 (2)	0.047	87.67	09:09:09.650
10 -	49.816	0.265	87.29	09:09:59.466
11 -	51.647	2.096	84.19	09:10:51.113
12 -	49.551 (1)		87.76	09:11:40.664
13 -	51.165	1.614	84.99	09:12:31.829
14 -	51.640	2.089	84.20	09:13:23.469
15 -	50.147	0.596	86.71	09:14:13.616
16 -	49.881	0.330	87.17	09:15:03.497
17 -	50.389	0.838	86.30	09:15:53.886
18 -	50.362	0.811	86.34	09:16:44.248
19 -	1:56.106 P	1:06.555	37.45	09:18:40.354
20 -	55.870	6.319	77.83	09:19:36.224

P13 34 Roger DONNAN

LAP	LAP TIME	DIFF	MPH	TIME OF DAY
1 -	1:11.677	22.052	60.66	09:01:59.488
2 -	55.324	5.699	78.60	09:02:54.812
3 -	54.980	5.355	79.09	09:03:49.792
4 -	51.095	1.470	85.10	09:04:40.887
5 -	51.059	1.434	85.16	09:05:31.946
6 -	49.852	0.227	87.23	09:06:21.798
7 -	50.517	0.892	86.08	09:07:12.315
8 -	49.725 (3)	0.100	87.45	09:08:02.040
9 -	49.914	0.289	87.12	09:08:51.954
10 -	49.625 (1)		87.62	09:09:41.579
11 -	50.466	0.841	86.16	09:10:32.045
12 -	50.326	0.701	86.40	09:11:22.371
13 -	50.846	1.221	85.52	09:12:13.217
14 -	51.318	1.693	84.73	09:13:04.535
15 -	50.119	0.494	86.76	09:13:54.654
16 -	50.576	0.951	85.98	09:14:45.230
17 -	50.570	0.945	85.99	09:15:35.800
18 -	50.661	1.036	85.83	09:16:26.461
19 -	51.226	1.601	84.89	09:17:17.687
20 -	49.940	0.315	87.07	09:18:07.627
21 -	49.650 (2)	0.025	87.58	09:18:57.277
22 -	49.766	0.141	87.38	09:19:47.043

P14 88 Peter WILLIAMS

LAP	LAP TIME	DIFF	MPH	TIME OF DAY
1 -	1:05.252	15.490	66.64	09:02:01.878
2 -	55.477	5.715	78.38	09:02:57.355
3 -	53.950	4.188	80.60	09:03:51.305
4 -	51.887	2.125	83.80	09:04:43.192

DIFF = Difference To Personal Best Lap

5 -	50.346	0.584	86.37	09:05:33.538
6 -	51.817	2.055	83.92	09:06:25.355
7 -	50.564	0.802	86.00	09:07:15.919
8 -	50.109 (3)	0.347	86.78	09:08:06.028
9 -	50.529	0.767	86.06	09:08:56.557
10 -	50.101 (2)	0.339	86.79	09:09:46.658
11 -	50.156	0.394	86.70	09:10:36.814
12 -	52.335	2.573	83.09	09:11:29.149
13 -	50.188	0.426	86.64	09:12:19.337
14 -	49.762 (1)		87.38	09:13:09.099
15 -	54.069	4.307	80.42	09:14:03.168
16 -	52.313	2.551	83.12	09:14:55.481

P15 73 Ashley LAW

LAP	LAP TIME	DIFF	MPH	TIME OF DAY
1 -	1:11.042	21.174	61.21	09:01:58.073
2 -	56.443	6.575	77.04	09:02:54.516
3 -	54.556	4.688	79.70	09:03:49.072
4 -	51.363	1.495	84.66	09:04:40.435
5 -	50.666	0.798	85.82	09:05:31.101
6 -	50.256	0.388	86.52	09:06:21.357
7 -	2:07.801 P	1:17.933	34.02	09:08:29.158
8 -	58.756	8.888	74.01	09:09:27.914
9 -	50.737	0.869	85.70	09:10:18.651
10 -	49.963 (2)	0.095	87.03	09:11:08.614
11 -	50.179	0.311	86.66	09:11:58.793
12 -	50.040 (3)	0.172	86.90	09:12:48.833
13 -	51.549	1.681	84.35	09:13:40.382
14 -	50.845	0.977	85.52	09:14:31.227
15 -	51.171	1.303	84.98	09:15:22.398
16 -	49.868 (1)		87.20	09:16:12.266
17 -	50.195	0.327	86.63	09:17:02.461
18 -	50.046	0.178	86.89	09:17:52.507
19 -	50.389	0.521	86.30	09:18:42.896

P16 28 John OWEN

LAP	LAP TIME	DIFF	MPH	TIME OF DAY
1 -	1:01.896	11.928	70.25	09:02:10.694
2 -	56.252	6.284	77.30	09:03:06.946
3 -	52.890	2.922	82.21	09:03:59.836
4 -	51.878	1.910	83.82	09:04:51.714
5 -	51.817	1.849	83.92	09:05:43.531
6 -	50.264 (3)	0.296	86.51	09:06:33.795
7 -	50.486	0.518	86.13	09:07:24.281
8 -	49.968 (1)		87.02	09:08:14.249
9 -	50.017 (2)	0.049	86.94	09:09:04.266
10 -	50.727	0.759	85.72	09:09:54.993

P17 111 Grant GIBSON

LAP	LAP TIME	DIFF	MPH	TIME OF DAY
1 -	1:10.525	20.404	61.66	09:02:00.671
2 -	55.328	5.207	78.59	09:02:55.999
3 -	55.240	5.119	78.72	09:03:51.239
4 -	52.967	2.846	82.10	09:04:44.206
5 -	51.503	1.382	84.43	09:05:35.709
6 -	51.028	0.907	85.21	09:06:26.737
7 -	52.224	2.103	83.26	09:07:18.961
8 -	50.947	0.826	85.35	09:08:09.908
9 -	50.611 (3)	0.490	85.92	09:09:00.519
10 -	52.106	1.985	83.45	09:09:52.625
11 -	50.121 (1)		86.76	09:10:42.746
12 -	50.792	0.671	85.61	09:11:33.538

Weather / Track : Cloudy / Dry

Brands Hatch Indy

Circuit Length = 1.2079 miles

Start: 09:00 Flag 09:20 End: 09:21

Ford Power Live - Brands Hatch - 18th/19th September 2021

Creative Funding Solutions Sports 2000 Championship

QUALIFYING - RACE 1 - LAP ANALYSIS

DIFF = Difference To Personal Best Lap

13 -	53.556	3.435	81.19	09:12:27.094
14 -	55.492	5.371	78.36	09:13:22.586
15 -	50.892	0.771	85.44	09:14:13.478
16 -	51.746	1.625	84.03	09:15:05.224
17 -	51.286	1.165	84.79	09:15:56.510
18 -	50.267 (2)	0.146	86.51	09:16:46.777
19 -	52.137	2.016	83.40	09:17:38.914
20 -	51.828	1.707	83.90	09:18:30.742

P18 44 John ILEY

LAP	LAP TIME	DIFF	MPH	TIME OF DAY
1 -	1:04.118	13.877	67.82	09:02:10.022
2 -	56.552	6.311	76.89	09:03:06.574
3 -	52.771	2.530	82.40	09:03:59.345
4 -	51.862	1.621	83.84	09:04:51.207
5 -	54.628	4.387	79.60	09:05:45.835
6 -	52.042	1.801	83.55	09:06:37.877
7 -	2:02.991 P	1:12.750	35.35	09:08:40.868
8 -	59.421	9.180	73.18	09:09:40.289
9 -	52.317	2.076	83.12	09:10:32.606
10 -	51.661	1.420	84.17	09:11:24.267
11 -	50.909	0.668	85.41	09:12:15.176
12 -	50.748	0.507	85.69	09:13:05.924
13 -	52.644	2.403	82.60	09:13:58.568
14 -	50.477 (3)	0.236	86.15	09:14:49.045
15 -	50.325 (2)	0.084	86.41	09:15:39.370
16 -	50.241 (1)		86.55	09:16:29.611
17 -	51.543	1.302	84.36	09:17:21.154
18 -	50.693	0.452	85.78	09:18:11.847

P19 6 Nik JOHNSON

LAP	LAP TIME	DIFF	MPH	TIME OF DAY
1 -	1:00.721	10.243	71.61	09:02:20.420
2 -	55.368	4.890	78.54	09:03:15.788
3 -	53.342	2.864	81.52	09:04:09.130
4 -	53.206	2.728	81.73	09:05:02.336
5 -	51.597	1.119	84.28	09:05:53.933
6 -	51.086	0.608	85.12	09:06:45.019
7 -	51.064	0.586	85.15	09:07:36.083
8 -	51.232	0.754	84.88	09:08:27.315
9 -	51.308	0.830	84.75	09:09:18.623
10 -	50.743 (3)	0.265	85.69	09:10:09.366
11 -	50.877	0.399	85.47	09:11:00.243
12 -	50.799	0.321	85.60	09:11:51.042
13 -	51.953	1.475	83.70	09:12:42.995
14 -	50.865	0.387	85.49	09:13:33.860
15 -	51.019	0.541	85.23	09:14:24.879
16 -	50.923	0.445	85.39	09:15:15.802
17 -	51.454	0.976	84.51	09:16:07.256
18 -	50.988	0.510	85.28	09:16:58.244
19 -	50.478 (1)		86.14	09:17:48.722
20 -	50.604 (2)	0.126	85.93	09:18:39.326
21 -	50.988	0.510	85.28	09:19:30.314

P20 9 Andrew BUTLER

LAP	LAP TIME	DIFF	MPH	TIME OF DAY
1 -	1:05.267	14.413	66.62	09:02:13.070
2 -	57.545	6.691	75.56	09:03:10.615
3 -	57.375	6.521	75.79	09:04:07.990
4 -	54.001	3.147	80.52	09:05:01.991
5 -	55.902	5.048	77.78	09:05:57.893
6 -	53.879	3.025	80.71	09:06:51.772

DIFF = Difference To Personal Best Lap

7 -	53.483	2.629	81.30	09:07:45.255
8 -	53.294	2.440	81.59	09:08:38.549
9 -	52.863	2.009	82.26	09:09:31.412
10 -	53.573	2.719	81.17	09:10:24.985
11 -	52.164	1.310	83.36	09:11:17.149
12 -	50.854 (1)		85.51	09:12:08.003
13 -	53.052	2.198	81.96	09:13:01.055
14 -	51.218 (2)	0.364	84.90	09:13:52.273
15 -	51.745 D	0.861	84.08	09:14:43.988
16 -	51.617	0.763	84.24	09:15:35.605
17 -	51.682	0.828	84.14	09:16:27.287
18 -	51.646	0.792	84.20	09:17:18.933
19 -	51.313 (3)	0.459	84.74	09:18:10.246

P21 27 Jon HARMER

LAP	LAP TIME	DIFF	MPH	TIME OF DAY
1 -	1:02.753	11.812	69.29	09:02:30.548
2 -	56.023	5.082	77.62	09:03:26.571
3 -	53.525	2.584	81.24	09:04:20.096
4 -	52.559	1.618	82.73	09:05:12.655
5 -	52.163	1.222	83.36	09:06:04.818
6 -	52.509	1.568	82.81	09:06:57.327
7 -	51.611	0.670	84.25	09:07:48.938
8 -	51.457	0.516	84.50	09:08:40.395
9 -	51.446	0.505	84.52	09:09:31.841
10 -	52.899	1.958	82.20	09:10:24.740
11 -	51.140 (3)	0.199	85.03	09:11:15.880
12 -	51.258	0.317	84.83	09:12:07.138
13 -	52.039	1.098	83.56	09:12:59.177
14 -	50.941 (1)		85.36	09:13:50.118
15 -	51.388	0.447	84.62	09:14:41.506
16 -	50.958 (2)	0.017	85.33	09:15:32.464
17 -	2:15.391 P	1:24.450	32.11	09:17:47.855
18 -	56.047	5.106	77.58	09:18:43.902
19 -	51.649	0.708	84.19	09:19:35.551

P22 32 Chris SNOWDON

LAP	LAP TIME	DIFF	MPH	TIME OF DAY
1 -	1:06.681	15.348	65.21	09:02:46.055
2 -	57.170	5.837	76.06	09:03:43.225
3 -	55.533	4.200	78.30	09:04:38.758
4 -	53.907	2.574	80.66	09:05:32.665
5 -	53.036	1.703	81.99	09:06:25.701
6 -	52.239	0.906	83.24	09:07:17.940
7 -	52.000	0.667	83.62	09:08:09.940
8 -	51.814	0.481	83.92	09:09:01.754
9 -	52.723	1.390	82.48	09:09:54.477
10 -	51.731 (3)	0.398	84.06	09:10:46.208
11 -	2:18.444 P	1:27.111	31.41	09:13:04.652
12 -	59.013	7.680	73.68	09:14:03.665
13 -	52.741	1.408	82.45	09:14:56.406
14 -	51.808	0.475	83.93	09:15:48.214
15 -	51.577 (2)	0.244	84.31	09:16:39.791
16 -	51.911	0.578	83.77	09:17:31.702
17 -	51.333 (1)		84.71	09:18:23.035
18 -	52.413	1.080	82.96	09:19:15.448

P23 33 Mike FRY

LAP	LAP TIME	DIFF	MPH	TIME OF DAY
1 -	1:01.933	10.549	70.21	09:02:40.446
2 -	54.171	2.787	80.27	09:03:34.617
3 -	53.387	2.003	81.45	09:04:28.004

Weather / Track : Cloudy / Dry

Brands Hatch Indy

Circuit Length = 1.2079 miles

Start: 09:00 Flag 09:20 End: 09:21

Ford Power Live - Brands Hatch - 18th/19th September 2021

Creative Funding Solutions Sports 2000 Championship

QUALIFYING - RACE 1 - LAP ANALYSIS

DIFF = Difference To Personal Best Lap

4 -	52.815	1.431	82.33	09:05:20.819
5 -	52.950 D	1.566	82.12	09:06:13.769
6 -	52.242	0.858	83.23	09:07:06.011
7 -	54.222	2.838	80.19	09:08:00.233
8 -	51.906 (2)	0.522	83.77	09:08:52.139
9 -	53.632	2.248	81.08	09:09:45.771
10 -	51.384 (1)		84.62	09:10:37.155
11 -	3:06.710 P	2:15.326	23.29	09:13:43.865
12 -	1:02.325	10.941	69.77	09:14:46.190
13 -	53.537	2.153	81.22	09:15:39.727
14 -	53.466	2.082	81.33	09:16:33.193
15 -	52.200	0.816	83.30	09:17:25.393
16 -	51.964 (3)	0.580	83.68	09:18:17.357

P24 13 Mike DODD

LAP	LAP TIME	DIFF	MPH	TIME OF DAY
1 -	1:10.121	18.572	62.01	09:02:51.309
2 -	1:02.756	11.207	69.29	09:03:54.065
3 -	56.082	4.533	77.54	09:04:50.147
4 -	53.444	1.895	81.36	09:05:43.591
5 -	53.031	1.482	82.00	09:06:36.622
6 -	52.435	0.886	82.93	09:07:29.057
7 -	52.483	0.934	82.85	09:08:21.540
8 -	52.204	0.655	83.30	09:09:13.744
9 -	51.756	0.207	84.02	09:10:05.500
10 -	51.549 (1)		84.35	09:10:57.049
11 -	55.638	4.089	78.15	09:11:52.687
12 -	51.789	0.240	83.96	09:12:44.476
13 -	53.134	1.585	81.84	09:13:37.610
14 -	53.270	1.721	81.63	09:14:30.880
15 -	52.852	1.303	82.27	09:15:23.732
16 -	51.723	0.174	84.07	09:16:15.455
17 -	51.617 (2)	0.068	84.24	09:17:07.072
18 -	51.719 (3)	0.170	84.08	09:17:58.791
19 -	51.974	0.425	83.66	09:18:50.765
20 -	53.668	2.119	81.02	09:19:44.433

P25 69 Nick HYETT

LAP	LAP TIME	DIFF	MPH	TIME OF DAY
1 -	1:14.336	22.599	58.49	09:02:51.920
2 -	1:07.776	16.039	64.16	09:03:59.696
3 -	58.292	6.555	74.60	09:04:57.988
4 -	56.138	4.401	77.46	09:05:54.126
5 -	55.127	3.390	78.88	09:06:49.253
6 -	53.824	2.087	80.79	09:07:43.077
7 -	54.822	3.085	79.32	09:08:37.899
8 -	53.540	1.803	81.22	09:09:31.439
9 -	57.124	5.387	76.12	09:10:28.563
10 -	53.373	1.636	81.47	09:11:21.936
11 -	53.553	1.816	81.20	09:12:15.489
12 -	53.006	1.269	82.03	09:13:08.495
13 -	52.304 (3)	0.567	83.14	09:14:00.799
14 -	52.878	1.141	82.23	09:14:53.677
15 -	52.180 (2)	0.443	83.33	09:15:45.857
16 -	54.068	2.331	80.42	09:16:39.925
17 -	53.911	2.174	80.66	09:17:33.836
18 -	51.737 (1)		84.05	09:18:25.573
19 -	52.394	0.657	82.99	09:19:17.967

P26 46 Trevor WELSH

LAP	LAP TIME	DIFF	MPH	TIME OF DAY
1 -	1:03.109	11.356	68.90	09:02:18.772

DIFF = Difference To Personal Best Lap

2 -	56.451	4.698	77.03	09:03:15.223
3 -	54.970	3.217	79.10	09:04:10.193
4 -	54.209	2.456	80.21	09:05:04.402
5 -	53.942	2.189	80.61	09:05:58.344
6 -	52.789	1.036	82.37	09:06:51.133
7 -	52.972	1.219	82.09	09:07:44.105
8 -	53.538	1.785	81.22	09:08:37.643
9 -	52.091	0.338	83.48	09:09:29.734
10 -	52.753	1.000	82.43	09:10:22.487
11 -	51.938 (2)	0.185	83.72	09:11:14.425
12 -	53.304	1.551	81.58	09:12:07.729
13 -	57.090	5.337	76.17	09:13:04.819
14 -	55.115	3.362	78.90	09:13:59.934
15 -	52.229	0.476	83.26	09:14:52.163
16 -	52.397	0.644	82.99	09:15:44.560
17 -	52.083 (3)	0.330	83.49	09:16:36.643
18 -	51.753 (1)		84.02	09:17:28.396
19 -	53.122	1.369	81.86	09:18:21.518
20 -	53.604	1.851	81.12	09:19:15.122

P27 17 Clive STEEPER

LAP	LAP TIME	DIFF	MPH	TIME OF DAY
1 -	1:04.297	12.543	67.63	09:02:16.590
2 -	58.354	6.600	74.52	09:03:14.944
3 -	53.454	1.700	81.35	09:04:08.398
4 -	54.263	2.509	80.13	09:05:02.661
5 -	52.975	1.221	82.08	09:05:55.636
6 -	53.792	2.038	80.84	09:06:49.428
7 -	52.836	1.082	82.30	09:07:42.264
8 -	52.525	0.771	82.79	09:08:34.789
9 -	53.091	1.337	81.90	09:09:27.880
10 -	53.167	1.413	81.79	09:10:21.047
11 -	52.377	0.623	83.02	09:11:13.424
12 -	54.814	3.060	79.33	09:12:08.238
13 -	54.923	3.169	79.17	09:13:03.161
14 -	56.096	4.342	77.52	09:13:59.257
15 -	54.227	2.473	80.19	09:14:53.484
16 -	54.511	2.757	79.77	09:15:47.995
17 -	52.767	1.013	82.41	09:16:40.762
18 -	52.317 (3)	0.563	83.12	09:17:33.079
19 -	51.754 (1)		84.02	09:18:24.833
20 -	52.277 (2)	0.523	83.18	09:19:17.110

P28 54 Peter NEEDHAM

LAP	LAP TIME	DIFF	MPH	TIME OF DAY
1 -	1:00.109	7.611	72.34	09:02:23.875
2 -	54.928	2.430	79.16	09:03:18.803
3 -	54.292 (3)	1.794	80.09	09:04:13.095
4 -	52.498 (1)		82.83	09:05:05.593
5 -	53.090 (2)	0.592	81.91	09:05:58.683
6 -	3:21.918 P	2:29.420	21.53	09:09:20.601
7 -	1:09.591	17.093	62.48	09:10:30.192
8 -	1:01.666	9.168	70.51	09:11:31.858
9 -	59.396	6.898	73.21	09:12:31.254
10 -	1:00.039	7.541	72.42	09:13:31.293
11 -	59.196	6.698	73.46	09:14:30.489
12 -	56.517	4.019	76.94	09:15:27.006
13 -	57.288	4.790	75.90	09:16:24.294
14 -	56.841	4.343	76.50	09:17:21.135
15 -	55.215	2.717	78.75	09:18:16.350
16 -	57.134	4.636	76.11	09:19:13.484

Weather / Track : Cloudy / Dry

Brands Hatch Indy

Circuit Length = 1.2079 miles

Start: 09:00 Flag 09:20 End: 09:21

Ford Power Live - Brands Hatch - 18th/19th September 2021

Creative Funding Solutions Sports 2000 Championship

QUALIFYING - RACE 1 - LAP ANALYSIS

DIFF = Difference To Personal Best Lap

P29 103 David GORST				
LAP	LAP TIME	DIFF	MPH	TIME OF DAY
1 -	1:08.754	14.354	63.24	09:02:09.481
2 -	59.885	5.485	72.61	09:03:09.366
3 -	57.679	3.279	75.39	09:04:07.045
4 -	57.753	3.353	75.29	09:05:04.798
5 -	55.809	1.409	77.91	09:06:00.607
6 -	57.525	3.125	75.59	09:06:58.132
7 -	55.708	1.308	78.06	09:07:53.840
8 -	55.612 (3)	1.212	78.19	09:08:49.452
9 -	58.124	3.724	74.81	09:09:47.576
10 -	54.400 (1)		79.93	09:10:41.976
11 -	54.909 (2)	0.509	79.19	09:11:36.885
12 -	2:16.068 P	1:21.668	31.95	09:13:52.953
13 -	1:04.110	9.710	67.83	09:14:57.063

P30 12 Nick BAILEY				
LAP	LAP TIME	DIFF	MPH	TIME OF DAY
1 -	1:05.171	9.701	66.72	09:02:15.288
2 -	1:00.208	4.738	72.22	09:03:15.496
3 -	58.798	3.328	73.95	09:04:14.294
4 -	56.992	1.522	76.30	09:05:11.286
5 -	58.441	2.971	74.41	09:06:09.727
6 -	57.249	1.779	75.95	09:07:06.976
7 -	56.009	0.539	77.64	09:08:02.985
8 -	56.077	0.607	77.54	09:08:59.062
9 -	55.767	0.297	77.97	09:09:54.829
10 -	57.288	1.818	75.90	09:10:52.117
11 -	56.010	0.540	77.63	09:11:48.127
12 -	56.318	0.848	77.21	09:12:44.445
13 -	56.943	1.473	76.36	09:13:41.388
14 -	55.757 (3)	0.287	77.99	09:14:37.145
15 -	55.470 (1)		78.39	09:15:32.615
16 -	57.123	1.653	76.12	09:16:29.738
17 -	55.526 (2)	0.056	78.31	09:17:25.264

Ford Power Live - Brands Hatch - 18th/19th September 2021

Creative Funding Solutions Sports 2000 Championship

QUALIFYING - RACE 1 - STATISTICS

Competitors Started 30
Planned Start 2021-09-18 @ 09:00:00.000
Actual Start 2021-09-18 @ 09:00:36.384
Finish Time 2021-09-18 @ 09:20:21.730
Track Length 1.2079mi.
Total Laps 566
Total Distance Covered 683.6972mi.

Session Fastest Lap History

NO	CL	NAME	LAP TIME	TIME OF DAY	LAP	VEHICLE
35	DA	Neil BURROUGHS	53.882	09:02:48.337	2	Gunn TS12
40	DA	Timothy TUDOR	53.604	09:02:55.880	2	MCR S2
35	DA	Neil BURROUGHS	48.463	09:03:36.799	3	Gunn TS12
35	DA	Neil BURROUGHS	48.026	09:04:24.826	4	Gunn TS12
26	DA	Tom STOTEN	47.998	09:04:25.830	4	Gunn TS11
35	DA	Neil BURROUGHS	47.718	09:05:12.545	5	Gunn TS12
35	DA	Neil BURROUGHS	47.318	09:08:26.023	9	Gunn TS12
35	DA	Neil BURROUGHS	47.202	09:10:01.124	11	Gunn TS12

Flag History

TYPE	TIME OF DAY
GREEN	09:00:36.384
RED	09:19:50.809
FINISH	09:20:21.730

Flag Statistics

TYPE	COUNT	TOTAL LAPS	TOTAL TIME
Green	1	22	19:14.424
Red	1	0	30.921
Safety Car	0	0	0.000
FCY	0	0	0.000

Ford Power Live - Brands Hatch - 18th/19th September 2021

Creative Funding Solutions Sports 2000 Championship

QUALIFYING - RACE 1 - STATISTICS

CLASS : DA

14 Starters

Fastest Lap History

NO	NAME	LAP TIME	TIME OF DAY	LAP	VEHICLE
35	Neil BURROUGHS	53.882	09:02:48.337	2	Gunn TS12
40	Timothy TUDOR	53.604	09:02:55.880	2	MCR S2
35	Neil BURROUGHS	48.463	09:03:36.799	3	Gunn TS12
35	Neil BURROUGHS	48.026	09:04:24.826	4	Gunn TS12
26	Tom STOTEN	47.998	09:04:25.830	4	Gunn TS11
35	Neil BURROUGHS	47.718	09:05:12.545	5	Gunn TS12
35	Neil BURROUGHS	47.318	09:08:26.023	9	Gunn TS12
35	Neil BURROUGHS	47.202	09:10:01.124	11	Gunn TS12

Weather / Track : Cloudy / Dry

Results can be found at www.tsl-timing.com

Page 2 of 6

Brands Hatch Indy
Circuit Length = 1.2079 miles
Start: 09:00 Flag 09:20 End: 09:21

Printed - 09:23 Saturday, 18 September 2021

Ford Power Live - Brands Hatch - 18th/19th September 2021

Creative Funding Solutions Sports 2000 Championship

QUALIFYING - RACE 1 - STATISTICS

CLASS : DB

4 Starters

Fastest Lap History

NO	NAME	LAP TIME	TIME OF DAY	LAP	VEHICLE
111	Grant GIBSON	55.328	09:02:55.931	2	Van Diemen RF94
111	Grant GIBSON	55.240	09:03:51.247	3	Van Diemen RF94
28	John OWEN	52.890	09:03:59.783	3	MCR S2
28	John OWEN	51.878	09:04:51.729	4	MCR S2
111	Grant GIBSON	51.503	09:05:35.714	5	Van Diemen RF94
111	Grant GIBSON	51.028	09:06:26.743	6	Van Diemen RF94
28	John OWEN	50.264	09:06:33.810	6	MCR S2
28	John OWEN	49.968	09:08:14.265	8	MCR S2

Weather / Track : Cloudy / Dry

Results can be found at www.tsl-timing.com

Page 3 of 6

Brands Hatch Indy
Circuit Length = 1.2079 miles
Start: 09:00 Flag 09:20 End: 09:21

Printed - 09:23 Saturday, 18 September 2021

Ford Power Live - Brands Hatch - 18th/19th September 2021

Creative Funding Solutions Sports 2000 Championship

QUALIFYING - RACE 1 - STATISTICS

CLASS : DDB

3 Starters

Fastest Lap History

NO	NAME	LAP TIME	TIME OF DAY	LAP	VEHICLE
34	Roger DONNAN	55.324	09:02:54.830	2	MCR S2
34	Roger DONNAN	54.980	09:03:49.809	3	MCR S2
88	Peter WILLIAMS	53.950	09:03:51.305	3	MCR S2
41	Giles BILLINGSLEY	51.099	09:03:55.813	3	MCR S2
34	Roger DONNAN	51.095	09:04:40.905	4	MCR S2
41	Giles BILLINGSLEY	49.626	09:04:45.439	4	MCR S2
41	Giles BILLINGSLEY	49.107	09:06:30.968	6	MCR S2
41	Giles BILLINGSLEY	49.007	09:10:43.064	11	MCR S2
41	Giles BILLINGSLEY	48.786	09:13:13.705	14	MCR S2

Weather / Track : Cloudy / Dry

Results can be found at www.tsl-timing.com

Page 4 of 6

Brands Hatch Indy
Circuit Length = 1.2079 miles
Start: 09:00 Flag 09:20 End: 09:21

Printed - 09:23 Saturday, 18 September 2021

Ford Power Live - Brands Hatch - 18th/19th September 2021

Creative Funding Solutions Sports 2000 Championship

QUALIFYING - RACE 1 - STATISTICS

CLASS : P

2 Starters

Fastest Lap History

NO	NAME	LAP TIME	TIME OF DAY	LAP	VEHICLE
54	Peter NEEDHAM	54.928	09:03:18.815	2	Van Diemen RFSC02
54	Peter NEEDHAM	54.292	09:04:13.108	3	Van Diemen RFSC02
54	Peter NEEDHAM	52.498	09:05:05.605	4	Van Diemen RFSC02
69	Nick HYETT	52.304	09:14:00.817	13	Lola 88/90
69	Nick HYETT	52.180	09:15:45.873	15	Lola 88/90
69	Nick HYETT	51.737	09:18:25.590	18	Lola 88/90

Ford Power Live - Brands Hatch - 18th/19th September 2021

Creative Funding Solutions Sports 2000 Championship

QUALIFYING - RACE 1 - STATISTICS

CLASS : PH

7 Starters

Fastest Lap History

NO	NAME	LAP TIME	TIME OF DAY	LAP	VEHICLE
17	Clive STEEPER	58.354	09:03:14.958	2	Tiga SC80
46	Trevor WELSH	56.451	09:03:15.231	2	Lola T492
27	Jon HARMER	56.023	09:03:26.585	2	Tiga SC80
33	Mike FRY	54.171	09:03:34.631	2	Tiga SC79
17	Clive STEEPER	53.454	09:04:08.412	3	Tiga SC80
33	Mike FRY	53.387	09:04:28.020	3	Tiga SC79
27	Jon HARMER	52.559	09:05:12.669	4	Tiga SC80
27	Jon HARMER	52.163	09:06:04.833	5	Tiga SC80
27	Jon HARMER	51.611	09:07:48.951	7	Tiga SC80
27	Jon HARMER	51.457	09:08:40.409	8	Tiga SC80
27	Jon HARMER	51.446	09:09:31.855	9	Tiga SC80
33	Mike FRY	51.384	09:10:37.171	10	Tiga SC79
27	Jon HARMER	51.140	09:11:15.893	11	Tiga SC80
27	Jon HARMER	50.941	09:13:50.131	14	Tiga SC80

Weather / Track : Cloudy / Dry

Results can be found at www.tsl-timing.com

Page 6 of 6


Brands Hatch Indy
Circuit Length = 1.2079 miles
Start: 09:00 Flag 09:20 End: 09:21

Printed - 09:23 Saturday, 18 September 2021

Ford Power Live - Brands Hatch - 18th/19th September 2021

Creative Funding Solutions Sports 2000 Championship

RACE 1 - GRID (20 minutes)

ROW 17	33	12	55.470 Nick BAILEY	
ROW 16		31	17	51.754 Clive STEEPER
		32	54	52.498 Peter NEEDHAM
ROW 15	29	69	51.737 Nick HYETT	30
		46	51.753 Trevor WELSH	
ROW 14		27	33	51.384 Mike FRY
		28	13	51.549 Mike DODD
ROW 13	25	27	50.941 Jon HARMER	26
		32	51.333 Chris SNOWDON	
ROW 12	+10 Second delayed start			
ROW 11	21	103	54.400 David GORST	
ROW 10		19	6	50.478 Nik JOHNSON
		20	9	50.854 Andrew BUTLER
ROW 9	17	111	50.121 Grant GIBSON	18
		44	50.241 John ILEY	
ROW 8		15	73	49.868 Ashley LAW
		16	28	49.968 John OWEN
ROW 7	13	34	49.625 Roger DONNAN	14
		88	49.762 Peter WILLIAMS	
ROW 6		11	148	49.243 Andy CHITTENDEN
		12	4	49.551 Nick BATES
ROW 5	9	3	49.046 Dominic LESNIEWSKI	10
		77	49.099 Tony BARWELL	
ROW 4		7	21	48.857 Richard JOHNSON
		8	8	48.959 David HOUGHTON
ROW 3	5	41	48.786 Giles BILLINGSLEY	6
		40	48.841 Timothy TUDOR	
ROW 2		3	91	47.474 Joshua LAW
		4	1	47.669 Michael GIBBINS
ROW 1	1	35	47.202 Neil BURROUGHS	2
		26	47.400 Tom STOTEN	
		Pole		
				

Brands Hatch Indy

Circuit Length = 1.2079 miles


These results are provisional until the conclusion of any judicial and technical matters.

Clerk Of Course : Andy Stevens	Stewards :	Timekeeper : Lisa Sneader
--------------------------------	------------	---------------------------

Ford Power Live - Brands Hatch - 18th/19th September 2021

Creative Funding Solutions Sports 2000 Championship

RACE 8 - GRID (20 minutes) - AMENDED 2

ROW 16	31	54	Joshua NEEDHAM				
ROW 15	29	17	Clive STEEPER	30	12	Nick BAILEY	
ROW 14		27	46	Trevor WELSH	28	69	Nick HYETT
ROW 13	25	13	Mike DODD	26	33	Mike FRY	
ROW 12		23	27	Jon HARMER	24	32	Chris SNOWDON
ROW 11	+10 second delayed start						
ROW 10		19	9	Andrew BUTLER	20	103	David GORST
ROW 9	17	44	John ILEY	18	6	Nik JOHNSON	
ROW 8		15	88	Peter WILLIAMS	16	111	Grant GIBSON
ROW 7	13	73	Ashley LAW	14	28	John OWEN	
ROW 6		11	4	Nick BATES	12	34	Roger DONNAN
ROW 5	9	148	Andy CHITTENDEN	10	77	Tony BARWELL	
ROW 4		7	8	David HOUGHTON	8	3	Dominic LESNIEWSKI
ROW 3	5	21	Richard JOHNSON	6	35	Neil BURROUGHS	
ROW 2		3	1	Michael GIBBINS	4	41	Giles BILLINGSLEY
ROW 1	1	26	Tom STOTEN	2	91	Joshua LAW	
Pole							
							

Car 35 - 5 grid place penalty applied ref Q12.21.4

Car 40 withdrawn

Brands Hatch Indy

Circuit Length = 1.2079 miles

These results are provisional until the conclusion of any judicial and technical matters.

Clerk Of Course : Andy Stevens	Stewards :	Timekeeper : Lisa Sneader
--------------------------------	------------	---------------------------

Ford Power Live - Brands Hatch - 18th/19th September 2021

Creative Funding Solutions Sports 2000 Championship

RACE 1 - CLASSIFICATION

POS	NO	CL	PIC NAME	ENTRY	LAPS	TIME	GAP	DIFF	MPH	BEST	ON
1	26	DA	1 Tom STOTEN	Gunn TS11	18	20:47.312			62.75	48.471	13
2	1	DA	2 Michael GIBBINS	MCR S2	18	20:48.541	1.229	1.229	62.69	48.457	14
3	41	DDB	1 Giles BILLINGSLEY	MCR S2	18	20:56.048	8.736	7.507	62.31	49.231	15
4	3	DA	3 Dominic LESNIEWSKI	MCR S2	18	20:57.501	10.189	1.453	62.24	49.582	14
5	4	DA	4 Nick BATES	MCR S2	18	21:01.414	14.102	3.913	62.05	50.013	13
6	28	DB	1 John OWEN	MCR S2	18	21:01.977	14.665	0.563	62.02	49.970	18
7	77	DA	5 Tony BARWELL	MCR S2	18	21:02.678	15.366	0.701	61.99	49.989	15
8	34	DDB	2 Roger DONNAN	MCR S2	18	21:03.612	16.300	0.934	61.94	49.728	16
9	21	DA	6 Richard JOHNSON	MCR S2	18	21:06.696	19.384	3.084	61.79	49.751	16
10	73	DA	7 Ashley LAW	MCR S2	18	21:07.542	20.230	0.846	61.75	50.199	13
11	148	DA	8 Andy CHITTENDEN	MCR S2	18	21:07.711	20.399	0.169	61.74	49.695	13
12	111	DB	2 Grant GIBSON	Van Diemen RF94	18	21:10.358	23.046	2.647	61.61	50.175	14
13	8	DA	9 David HOUGHTON	MCR S2	18	21:10.913	23.601	0.555	61.58	50.120	13
14	91	DA	10 Joshua LAW	MCR S2	18	21:15.774	28.462	4.861	61.35	48.369	15
15	44	DA	11 John ILEY	MCR S2	18	21:15.954	28.642	0.180	61.34	51.205	16
16	6	DB	3 Nik JOHNSON	NAGA (blank)	18	21:16.963	29.651	1.009	61.29	51.271	16
17	9	DB	4 Andrew BUTLER	Van Diemen RF02P	18	21:21.404	34.092	4.441	61.08	51.310	17
18	27	PH	1 Jon HARMER	Tiga SC80	18	21:27.076	39.764	5.672	60.81	51.232	13
19	33	PH	2 Mike FRY	Tiga SC79	18	21:31.520	44.208	4.444	60.60	51.749	12
20	54	P	1 Peter NEEDHAM	Van Diemen RFSC02	18	21:31.558	44.246	0.038	60.60	51.007	18
21	46	PH	3 Trevor WELSH	Lola T492	18	21:33.594	46.282	2.036	60.50	51.774	15
22	69	P	2 Nick HYETT	Lola 88/90	18	21:41.301	53.989	7.707	60.15	52.288	16
23	13	PH	4 Mike DODD	Tiga SC79	17	20:49.191	1 Lap	1 Lap	59.17	52.092	14
24	17	PH	5 Clive STEEPER	Tiga SC80	17	20:51.519	1 Lap	2.328	59.06	52.899	13
25	103	DA	12 David GORST	MCR S2	17	20:54.327	1 Lap	2.808	58.93	53.442	16
26	12	PH	6 Nick BAILEY	Royale S2000M	17	21:14.666	1 Lap	20.339	57.99	55.851	12
27	88	DDB	3 Peter WILLIAMS	MCR S2	16	20:53.576	2 Laps	1 Lap	55.50	1:00.061	12

NOT CLASSIFIED

DNF	32	PH	Chris SNOWDON	Tiga SC81	13	17:12.490	5 Laps	3 Laps	54.75	52.120	12
DNF	35	DA	Neil BURROUGHS	Gunn TS12	0						
DNF	40	DA	Timothy TUDOR	MCR S2	0						

FASTEST LAP

91	DA	Joshua LAW	MCR S2	15	48.369	89.90 mph	144.68 kph
41	DDB	Giles BILLINGSLEY	MCR S2	15	49.231	88.33 mph	142.15 kph
28	DB	John OWEN	MCR S2	18	49.970	87.02 mph	140.05 kph
54	P	Peter NEEDHAM	Van Diemen RFSC02	18	51.007	85.25 mph	137.20 kph
27	PH	Jon HARMER	Tiga SC80	13	51.232	84.88 mph	136.60 kph

Weather / Track : Cloudy / Dry

These results are provisional until the conclusion of any judicial and technical matters.

Brands Hatch Indy: 1.2079 miles

Race Distance: 18 Laps / 21.74 miles

Start: 11:29 Flag 11:49 End: 11:51

Clerk Of Course : Andy Stevens	Stewards :	Timekeeper : Lisa Sneader
--------------------------------	------------	---------------------------

Ford Power Live - Brands Hatch - 18th/19th September 2021

Creative Funding Solutions Sports 2000 Championship

RACE 1 - LAP CHART

LAP 1 @ 11:30:15.145			LAP 2 @ 11:31:57.601			LAP 3 @ 11:33:31.843			LAP 4 @ 11:35:04.952			LAP 5 @ 11:36:35.631		
NO	BEHIND	LAP TIME	NO	BEHIND	LAP TIME	NO	BEHIND	LAP TIME	NO	BEHIND	LAP TIME	NO	BEHIND	LAP TIME
26		1:02.456	26		1:42.456	26		1:34.242	26		1:33.109	26		1:30.679
1	0.674	1:03.130	1	0.743	1:42.525	1	0.701	1:34.200	1	0.783	1:33.191	1	0.922	1:30.818
41	1.484	1:03.940	41	1.477	1:42.449	41	1.643	1:34.408	41	1.469	1:32.935	41	2.198	1:31.408
3	2.467	1:04.923	3	2.466	1:42.455	3	2.616	1:34.392	3	2.350	1:32.843	3	3.037	1:31.366
91	3.148	1:05.604	91	2.876	1:42.184	4	3.723	1:34.423	4	3.851	1:33.237	4	4.046	1:30.874
4	3.764	1:06.220	4	3.542	1:42.234	28	4.355	1:34.093	28	4.713	1:33.467	28	4.944	1:30.910
28	4.308	1:06.764	28	4.504	1:42.652	77	5.528	1:33.624	77	5.615	1:33.196	77	5.796	1:30.860
77	5.263	1:07.719	77	6.146	1:43.339	73	6.332	1:32.925	73	6.688	1:33.465	73	7.032	1:31.023
73	5.819	1:08.275	73	7.649	1:44.286	34	6.952	1:32.716	34	7.441	1:33.598	34	7.857	1:31.095
34	6.557	1:09.013	34	8.478	1:44.377	44	8.104	1:33.025	44	8.705	1:33.710	44	8.896	1:30.870
44	7.094	1:09.550	44	9.321	1:44.683	148	9.170	1:32.954	148	10.780	1:34.719	148	9.916	1:29.815
148	7.319	1:09.775	148	10.458	1:45.595	111	10.300	1:33.086	111	11.409	1:34.218	111	10.460	1:29.730
111	7.617	1:10.073	111	11.456	1:46.295	6	11.423	1:33.009	6	12.228	1:33.914	6	12.444	1:30.895
6	8.456	1:10.912	6	12.656	1:46.656	8	12.263	1:31.099	8	12.728	1:33.574	8	13.079	1:31.030
8	10.077	1:12.533	8	15.406	1:47.785	21	13.706	1:31.914	21	13.777	1:33.180	21	13.459	1:30.361
21	11.449	1:13.905	21	16.034	1:47.041	9	14.171	1:31.774	9	14.483	1:33.421	9	13.937	1:30.133
9	12.146	1:14.602	9	16.639	1:46.949	103	15.037	1:31.974	103	15.609	1:33.681	103	14.568	1:29.638
103	12.722	1:15.178	103	17.305	1:47.039	88	16.715	1:32.070	88	17.679	1:34.073	88	16.825	1:29.825
88	16.493	1:18.949	88	18.887	1:44.850	27	17.771	1:32.081	27	18.242	1:33.580	27	17.777	1:30.214
27	17.341	1:19.797	27	19.932	1:45.047	32	19.247	1:33.443	32	18.927	1:32.789	32	19.717	1:31.469
32	17.583	1:20.039	32	20.046	1:44.919	33	19.789	1:33.012	33	19.327	1:32.647	33	20.296	1:31.648
33	18.246	1:20.702	33	21.019	1:45.229	46	20.936	1:33.354	46	20.028	1:32.201	46	21.720	1:32.371
46	18.989	1:21.445	46	21.824	1:45.291	54	21.991	1:33.439	54	20.899	1:32.017	54	22.568	1:32.348
54	19.586	1:22.042	54	22.794	1:45.664	17	22.422	1:33.178	17	21.697	1:32.384	17	23.319	1:32.301
17	20.159	1:22.615	17	23.486	1:45.783	12	23.907	1:33.180	12	23.011	1:32.213	12	24.389	1:32.057
12	20.775	1:23.231	12	24.969	1:46.650	69	25.555	1:34.186	69	23.799	1:31.353	69	25.041	1:31.921
69	21.472	1:23.928	69	25.611	1:46.595	13	26.010	1:34.011	13	24.046	1:31.145	13	25.867	1:32.500
13	22.022	1:24.478	13	26.241	1:46.675	91	57.435	2:28.801 P	91	25.008	1:00.682	91	26.390	1:32.061

Weather / Track : Cloudy / Dry

Brands Hatch Indy
Circuit Length = 1.2079 miles
Start: 11:29 Flag 11:49 End: 11:51

Ford Power Live - Brands Hatch - 18th/19th September 2021

Creative Funding Solutions Sports 2000 Championship

RACE 1 - LAP CHART

LAP 6 @ 11:38:02.493			LAP 7 @ 11:39:27.269			LAP 8 @ 11:41:05.372			LAP 9 @ 11:42:26.089			LAP 10 @ 11:43:29.910		
NO	BEHIND	LAP TIME	NO	BEHIND	LAP TIME	NO	BEHIND	LAP TIME	NO	BEHIND	LAP TIME	NO	BEHIND	LAP TIME
26		1:26.862	26		1:24.776	26		1:38.103	26		1:20.717	26		1:03.821
1	1.278	1:27.218	1	0.639	1:24.137	1	0.680	1:38.144	1	1.006	1:21.043	1	0.486	1:03.301
41	2.145	1:26.809	41	1.746	1:24.377	41	1.394	1:37.751	41	1.695	1:21.018	41	1.193	1:03.319
3	3.050	1:26.875	3	2.389	1:24.115	3	1.810	1:37.524	3	3.113	1:22.020	3	1.428	1:02.136
4	3.762	1:26.578	4	3.736	1:24.750	4	2.726	1:37.093	4	3.821	1:21.812	4	1.702	1:01.702
28	4.388	1:26.306	28	4.290	1:24.678	28	3.265	1:37.078	28	4.239	1:21.691	28	1.858	1:01.440
77	5.329	1:26.395	77	5.238	1:24.685	77	4.096	1:36.961	77	6.098	1:22.719	77	2.529	1:00.252
73	6.207	1:26.037	73	6.285	1:24.854	73	4.989	1:36.807	73	6.770	1:22.498	73	3.153	1:00.204
34	7.207	1:26.212	34	7.171	1:24.740	34	5.522	1:36.454	34	7.256	1:22.451	34	3.304	59.869
44	8.296	1:26.262	44	8.283	1:24.763	44	6.467	1:36.287	44	8.418	1:22.668	44	4.228	59.631
148	9.119	1:26.065	148	9.906	1:25.563	148	7.670	1:35.867	148	9.640	1:22.687	148	4.577	58.758
111	10.030	1:26.432	111	10.499	1:25.245	111	8.435	1:36.039	111	10.093	1:22.375	111	5.633	59.361
6	11.146	1:25.564	6	11.115	1:24.745	6	9.260	1:36.248	6	10.466	1:21.923	6	6.435	59.790
8	12.189	1:25.972	8	11.758	1:24.345	8	10.158	1:36.503	8	11.162	1:21.721	8	6.670	59.329
21	12.742	1:26.145	21	12.218	1:24.252	21	10.696	1:36.581	21	11.597	1:21.618	21	7.084	59.308
9	13.288	1:26.213	9	12.820	1:24.308	9	11.306	1:36.589	9	12.342	1:21.753	9	9.132	1:00.611
103	14.025	1:26.319	103	13.886	1:24.637	103	12.174	1:36.391	103	13.630	1:22.173	103	10.816	1:01.007
88	17.977	1:28.014	88	15.671	1:22.470	88	14.260	1:36.692	88	17.668	1:24.125	88	17.026	1:03.179
27	18.571	1:27.656	27	16.291	1:22.496	27	15.041	1:36.853	27	18.054	1:23.730	27	17.052	1:02.819
32	19.186	1:26.331	32	16.875	1:22.465	32	16.006	1:37.234	32	18.513	1:23.224	32	17.199	1:02.507
33	20.184	1:26.750	33	17.759	1:22.351	33	16.722	1:37.066	33	18.751	1:22.746	33	17.367	1:02.437
46	21.228	1:26.370	46	18.776	1:22.324	46	17.801	1:37.128	46	19.370	1:22.286	46	17.376	1:01.827
54	22.986	1:27.280	54	19.300	1:21.090	54	18.425	1:37.228	54	20.162	1:22.454	54	17.543	1:01.202
17	23.481	1:27.024	17	20.005	1:21.300	17	19.097	1:37.195	17	20.706	1:22.326	17	17.837	1:00.952
12	24.642	1:27.115	12	20.810	1:20.944	12	20.160	1:37.453	12	21.651	1:22.208	12	19.432	1:01.602
69	26.899	1:28.720	69	21.196	1:19.073	69	21.265	1:38.172	69	22.112	1:21.564	69	19.599	1:01.308
13	27.255	1:28.250	13	21.951	1:19.472	13	22.256	1:38.408	91	22.279	1:20.120	13	20.078	1:01.217
91	27.590	1:28.062	91	22.474	1:19.660	91	22.876	1:38.505	13	22.682	1:21.143	91	20.112	1:01.654

Weather / Track : Cloudy / Dry

Brands Hatch Indy
Circuit Length = 1.2079 miles
Start: 11:29 Flag 11:49 End: 11:51

Ford Power Live - Brands Hatch - 18th/19th September 2021

Creative Funding Solutions Sports 2000 Championship

RACE 1 - LAP CHART

LAP 11 @ 11:44:18.673			LAP 12 @ 11:45:07.212			LAP 13 @ 11:45:55.683			LAP 14 @ 11:46:44.191			LAP 15 @ 11:47:33.255		
NO	BEHIND	LAP TIME	NO	BEHIND	LAP TIME	NO	BEHIND	LAP TIME	NO	BEHIND	LAP TIME	NO	BEHIND	LAP TIME
26		48.763	26		48.539	26		48.471	26		48.508	26		49.064
1	0.606	48.883	1	0.735	48.668	1	0.830	48.566	1	0.779	48.457	1	0.441	48.726
41	2.094	49.664	41	3.088	49.533	41	3.978	49.361	41	5.580	50.110	12	1 Lap	56.684
3	2.665	50.000	3	3.724	49.598	3	5.050	49.797	3	6.124	49.582	41	5.747	49.231
4	3.862	50.923	4	5.572	50.249	4	7.114	50.013	4	8.755	50.149	3	6.970	49.910
28	4.456	51.361	28	6.266	50.349	28	7.908	50.113	88	1 Lap	1:01.940	4	9.743	50.052
77	4.662	50.896	77	6.803	50.680	77	8.524	50.192	28	9.671	50.271	28	10.588	49.981
34	4.887	50.346	34	7.064	50.716	34	8.875	50.282	77	10.257	50.241	77	11.182	49.989
73	5.719	51.329	73	7.903	50.723	73	9.631	50.199	34	10.656	50.289	34	11.946	50.354
44	7.050	51.585	148	9.034	50.247	148	10.258	49.695	73	11.674	50.551	73	14.073	51.463
148	7.326	51.512	111	10.935	51.256	111	12.742	50.278	148	11.729	49.979	148	14.316	51.651
111	8.218	51.348	21	11.253	50.725	21	12.919	50.137	111	14.409	50.175	21	16.140	50.408
8	9.006	51.099	44	11.905	53.394	8	13.588	50.120	21	14.796	50.385	111	17.274	51.929
21	9.067	50.746	8	11.939	51.472	44	15.398	51.964	8	15.241	50.161	8	17.527	51.350
6	10.439	52.767	6	13.277	51.377	6	16.161	51.355	44	18.577	51.687	44	21.111	51.598
9	12.710	52.341	9	16.034	51.863	9	19.412	51.849	6	19.209	51.556	6	21.943	51.798
103	16.739	54.686	27	22.961	51.330	27	25.722	51.232	9	22.391	51.487	9	25.663	52.336
27	20.170	51.881	103	23.452	55.252	91	26.673	49.579	91	27.508	49.343	88	1 Lap	1:05.803
33	21.308	52.704	33	24.518	51.749	33	28.054	52.007	27	29.072	51.858	91	26.813	48.369
32	21.634	53.198	32	25.215	52.120	32	29.496	52.752	33	31.521	51.975	27	31.310	51.302
46	22.196	53.583	91	25.565	51.164	46	29.880	52.437	46	33.869	52.497	33	34.599	52.142
54	22.367	53.587	46	25.914	52.257	54	30.074	52.112	54	34.467	52.901	46	36.579	51.774
91	22.940	51.591	54	26.433	52.605	103	31.566	56.585	103	37.397	54.339	54	36.926	51.523
17	23.616	54.542	17	27.991	52.914	17	32.419	52.899	69	37.656	53.551	69	41.791	53.199
69	24.710	53.874	69	28.626	52.455	69	32.613	52.458	17	38.109	54.198	17	42.673	53.628
13	26.877	55.562	13	30.821	52.483	13	35.193	52.843	13	38.777	52.092	13	42.928	53.215
12	27.608	56.939	12	34.920	55.851	12	42.678	56.229				103	44.069	55.736
88	33.139	1:04.876	88	44.661	1:00.061									

Weather / Track : Cloudy / Dry

Brands Hatch Indy
Circuit Length = 1.2079 miles
Start: 11:29 Flag 11:49 End: 11:51

Ford Power Live - Brands Hatch - 18th/19th September 2021

Creative Funding Solutions Sports 2000 Championship

RACE 1 - LAP CHART

LAP 16 @ 11:48:21.819			LAP 17 @ 11:49:10.722			LAP 18 @ 11:50:00.001		
NO	BEHIND	LAP TIME	NO	BEHIND	LAP TIME	NO	BEHIND	LAP TIME
26		48.564	26		48.903	26		49.279
1	0.682	48.805	103	1 Lap	53.442	1	1.229	50.008
41	7.217	50.034	1	0.500	48.721	13	1 Lap	52.539
3	8.694	50.288	41	8.135	49.821	17	1 Lap	54.479
12	1 Lap	57.264	3	9.497	49.706	88	2 Laps	1:05.500
4	11.553	50.374	4	13.328	50.678	103	1 Lap	56.250
28	12.173	50.149	28	13.974	50.704	41	8.736	49.880
77	12.627	50.009	77	14.460	50.736	3	10.189	49.971
34	13.110	49.728	34	15.551	51.344	4	14.102	50.053
73	16.941	51.432	21	18.846	50.422	28	14.665	49.970
148	17.169	51.417	73	18.998	50.960	77	15.366	50.185
21	17.327	49.751	148	19.210	50.944	34	16.300	50.028
111	19.256	50.546	12	1 Lap	58.177	21	19.384	49.817
8	19.809	50.846	111	21.385	51.032	73	20.230	50.511
44	23.752	51.205	8	21.912	51.006	148	20.399	50.468
6	24.650	51.271	44	26.201	51.352	111	23.046	50.940
91	28.922	50.673	6	27.299	51.552	8	23.601	50.968
9	29.313	52.214	91	28.397	48.378	12	1 Lap	56.869
27	34.499	51.753	9	31.720	51.310	91	28.462	49.344
33	38.605	52.570	27	37.277	51.681	44	28.642	51.720
88	1 Lap	1:01.149	33	41.660	51.958	6	29.651	51.631
54	39.992	51.630	54	42.518	51.429	9	34.092	51.651
46	40.330	52.315	46	43.658	52.231	27	39.764	51.766
69	45.515	52.288	69	49.127	52.515	33	44.208	51.827
13	47.522	53.158				54	44.246	51.007
17	47.910	53.801				46	46.282	51.903
						69	53.989	54.141

Weather / Track : Cloudy / Dry

Ford Power Live - Brands Hatch - 18th/19th September 2021

Creative Funding Solutions Sports 2000 Championship

RACE 1 - LAP ANALYSIS

DIFF = Difference To Personal Best Lap

P1 26 Tom STOTEN				
LAP	LAP TIME	DIFF	MPH	TIME OF DAY
1 -	1:02.456	13.985	69.62	11:30:15.145
2 -	1:42.456	53.985	42.44	11:31:57.601
3 -	1:34.242	45.771	46.14	11:33:31.843
4 -	1:33.109	44.638	46.70	11:35:04.952
5 -	1:30.679	42.208	47.95	11:36:35.631
6 -	1:26.862	38.391	50.06	11:38:02.493
7 -	1:24.776	36.305	51.29	11:39:27.269
8 -	1:38.103	49.632	44.32	11:41:05.372
9 -	1:20.717	32.246	53.87	11:42:26.089
10 -	1:03.821	15.350	68.13	11:43:29.910
11 -	48.763	0.292	89.17	11:44:18.673
12 -	48.539 (3)	0.068	89.58	11:45:07.212
13 -	48.471 (1)		89.71	11:45:55.683
14 -	48.508 (2)	0.037	89.64	11:46:44.191
15 -	49.064	0.593	88.63	11:47:33.255
16 -	48.564	0.093	89.54	11:48:21.819
17 -	48.903	0.432	88.92	11:49:10.722
18 -	49.279	0.808	88.24	11:50:00.001

P2 1 Michael GIBBINS				
LAP	LAP TIME	DIFF	MPH	TIME OF DAY
1 -	1:03.130	14.673	68.88	11:30:15.819
2 -	1:42.525	54.068	42.41	11:31:58.344
3 -	1:34.200	45.743	46.16	11:33:32.544
4 -	1:33.191	44.734	46.66	11:35:05.735
5 -	1:30.818	42.361	47.88	11:36:36.553
6 -	1:27.218	38.761	49.85	11:38:03.771
7 -	1:24.137	35.680	51.68	11:39:27.908
8 -	1:38.144	49.687	44.30	11:41:06.052
9 -	1:21.043	32.586	53.65	11:42:27.095
10 -	1:03.301	14.844	68.69	11:43:30.396
11 -	48.883	0.426	88.95	11:44:19.279
12 -	48.668 (3)	0.211	89.35	11:45:07.947
13 -	48.566 (2)	0.109	89.54	11:45:56.513
14 -	48.457 (1)		89.74	11:46:44.970
15 -	48.726	0.269	89.24	11:47:33.696
16 -	48.805	0.348	89.10	11:48:22.501
17 -	48.721	0.264	89.25	11:49:11.222
18 -	50.008	1.551	86.95	11:50:01.230

P3 41 Giles BILLINGSLEY				
LAP	LAP TIME	DIFF	MPH	TIME OF DAY
1 -	1:03.940	14.709	68.01	11:30:16.629
2 -	1:42.449	53.218	42.44	11:31:59.078
3 -	1:34.408	45.177	46.06	11:33:33.486
4 -	1:32.935	43.704	46.79	11:35:06.421
5 -	1:31.408	42.177	47.57	11:36:37.829
6 -	1:26.809	37.578	50.09	11:38:04.638
7 -	1:24.377	35.146	51.53	11:39:29.015
8 -	1:37.751	48.520	44.48	11:41:06.766
9 -	1:21.018	31.787	53.67	11:42:27.784
10 -	1:03.319	14.088	68.67	11:43:31.103
11 -	49.664	0.433	87.56	11:44:20.767
12 -	49.533 (3)	0.302	87.79	11:45:10.300
13 -	49.361 (2)	0.130	88.09	11:45:59.661
14 -	50.110	0.879	86.78	11:46:49.771
15 -	49.231 (1)		88.33	11:47:39.002
16 -	50.034	0.803	86.91	11:48:29.036
17 -	49.821	0.590	87.28	11:49:18.857
18 -	49.880	0.649	87.18	11:50:08.737

DIFF = Difference To Personal Best Lap

P4 3 Dominic LESNIEWSKI				
LAP	LAP TIME	DIFF	MPH	TIME OF DAY
1 -	1:04.923	15.341	66.98	11:30:17.612
2 -	1:42.455	52.873	42.44	11:32:00.067
3 -	1:34.392	44.810	46.06	11:33:34.459
4 -	1:32.843	43.261	46.83	11:35:07.302
5 -	1:31.366	41.784	47.59	11:36:38.668
6 -	1:26.875	37.293	50.05	11:38:05.543
7 -	1:24.115	34.533	51.69	11:39:29.658
8 -	1:37.524	47.942	44.59	11:41:07.182
9 -	1:22.020	32.438	53.01	11:42:29.202
10 -	1:02.136	12.554	69.98	11:43:31.338
11 -	50.000	0.418	86.97	11:44:21.338
12 -	49.598 (2)	0.016	87.67	11:45:10.936
13 -	49.797	0.215	87.32	11:46:00.733
14 -	49.582 (1)		87.70	11:46:50.315
15 -	49.910	0.328	87.12	11:47:40.225
16 -	50.288	0.706	86.47	11:48:30.513
17 -	49.706 (3)	0.124	87.48	11:49:20.219
18 -	49.971	0.389	87.02	11:50:10.190

P5 4 Nick BATES				
LAP	LAP TIME	DIFF	MPH	TIME OF DAY
1 -	1:06.220	16.207	65.66	11:30:18.909
2 -	1:42.234	52.221	42.53	11:32:01.143
3 -	1:34.423	44.410	46.05	11:33:35.566
4 -	1:33.237	43.224	46.64	11:35:08.803
5 -	1:30.874	40.861	47.85	11:36:39.677
6 -	1:26.578	36.565	50.22	11:38:06.255
7 -	1:24.750	34.737	51.31	11:39:31.005
8 -	1:37.093	47.080	44.78	11:41:08.098
9 -	1:21.812	31.799	53.15	11:42:29.910
10 -	1:01.702	11.689	70.47	11:43:31.612
11 -	50.923	0.910	85.39	11:44:22.535
12 -	50.249	0.236	86.54	11:45:12.784
13 -	50.013 (1)		86.94	11:46:02.797
14 -	50.149	0.136	86.71	11:46:52.946
15 -	50.052 (2)	0.039	86.88	11:47:42.998
16 -	50.374	0.361	86.32	11:48:33.372
17 -	50.678	0.665	85.80	11:49:24.050
18 -	50.053 (3)	0.040	86.87	11:50:14.103

P6 28 John OWEN				
LAP	LAP TIME	DIFF	MPH	TIME OF DAY
1 -	1:06.764	16.794	65.13	11:30:19.453
2 -	1:42.652	52.682	42.36	11:32:02.105
3 -	1:34.093	44.123	46.21	11:33:36.198
4 -	1:33.467	43.497	46.52	11:35:09.665
5 -	1:30.910	40.940	47.83	11:36:40.575
6 -	1:26.306	36.336	50.38	11:38:06.881
7 -	1:24.678	34.708	51.35	11:39:31.559
8 -	1:37.078	47.108	44.79	11:41:08.637
9 -	1:21.691	31.721	53.23	11:42:30.328
10 -	1:01.440	11.470	70.77	11:43:31.768
11 -	51.361	1.391	84.66	11:44:23.129
12 -	50.349	0.379	86.36	11:45:13.478
13 -	50.113 (3)	0.143	86.77	11:46:03.591
14 -	50.271	0.301	86.50	11:46:53.862
15 -	49.981 (2)	0.011	87.00	11:47:43.843
16 -	50.149	0.179	86.71	11:48:33.992
17 -	50.704	0.734	85.76	11:49:24.696

Weather / Track : Cloudy / Dry

Brands Hatch Indy

Circuit Length = 1.2079 miles

Start: 11:29 Flag 11:49 End: 11:51

Ford Power Live - Brands Hatch - 18th/19th September 2021

Creative Funding Solutions Sports 2000 Championship

RACE 1 - LAP ANALYSIS

DIFF = Difference To Personal Best Lap

18 - 49.970 (1) 87.02 11:50:14.666

P7 77 Tony BARWELL				
LAP	LAP TIME	DIFF	MPH	TIME OF DAY
1 -	1:07.719	17.730	64.21	11:30:20.408
2 -	1:43.339	53.350	42.08	11:32:03.747
3 -	1:33.624	43.635	46.44	11:33:37.371
4 -	1:33.196	43.207	46.66	11:35:10.567
5 -	1:30.860	40.871	47.86	11:36:41.427
6 -	1:26.395	36.406	50.33	11:38:07.822
7 -	1:24.685	34.696	51.35	11:39:32.507
8 -	1:36.961	46.972	44.84	11:41:09.468
9 -	1:22.719	32.730	52.57	11:42:32.187
10 -	1:00.252	10.263	72.17	11:43:32.439
11 -	50.896	0.907	85.44	11:44:23.335
12 -	50.680	0.691	85.80	11:45:14.015
13 -	50.192	0.203	86.63	11:46:04.207
14 -	50.241	0.252	86.55	11:46:54.448
15 -	49.989 (1)		86.99	11:47:44.437
16 -	50.009 (2)	0.020	86.95	11:48:34.446
17 -	50.736	0.747	85.71	11:49:25.182
18 -	50.185 (3)	0.196	86.65	11:50:15.367

P8 34 Roger DONNAN				
LAP	LAP TIME	DIFF	MPH	TIME OF DAY
1 -	1:09.013	19.285	63.01	11:30:21.702
2 -	1:44.377	54.649	41.66	11:32:06.079
3 -	1:32.716	42.988	46.90	11:33:38.795
4 -	1:33.598	43.870	46.46	11:35:12.393
5 -	1:31.095	41.367	47.73	11:36:43.488
6 -	1:26.212	36.484	50.44	11:38:09.700
7 -	1:24.740	35.012	51.31	11:39:34.440
8 -	1:36.454	46.726	45.08	11:41:10.894
9 -	1:22.451	32.723	52.74	11:42:33.345
10 -	59.869	10.141	72.63	11:43:33.214
11 -	50.346	0.618	86.37	11:44:23.560
12 -	50.716	0.988	85.74	11:45:14.276
13 -	50.282 (3)	0.554	86.48	11:46:04.558
14 -	50.289	0.561	86.47	11:46:54.847
15 -	50.354	0.626	86.36	11:47:45.201
16 -	49.728 (1)		87.44	11:48:34.929
17 -	51.344	1.616	84.69	11:49:26.273
18 -	50.028 (2)	0.300	86.92	11:50:16.301

P9 21 Richard JOHNSON				
LAP	LAP TIME	DIFF	MPH	TIME OF DAY
1 -	1:13.905	24.154	58.84	11:30:26.594
2 -	1:47.041	57.290	40.62	11:32:13.635
3 -	1:31.914	42.163	47.31	11:33:45.549
4 -	1:33.180	43.429	46.66	11:35:18.729
5 -	1:30.361	40.610	48.12	11:36:49.090
6 -	1:26.145	36.394	50.48	11:38:15.235
7 -	1:24.252	34.501	51.61	11:39:39.487
8 -	1:36.581	46.830	45.02	11:41:16.068
9 -	1:21.618	31.867	53.27	11:42:37.686
10 -	59.308	9.557	73.32	11:43:36.994
11 -	50.746	0.995	85.69	11:44:27.740
12 -	50.725	0.974	85.72	11:45:18.465
13 -	50.137 (3)	0.386	86.73	11:46:08.602
14 -	50.385	0.634	86.30	11:46:58.987
15 -	50.408	0.657	86.26	11:47:49.395
16 -	49.751 (1)		87.40	11:48:39.146

DIFF = Difference To Personal Best Lap

17 - 50.422 0.671 86.24 11:49:29.568
18 - 49.817 (2) 0.066 87.29 11:50:19.385

P10 73 Ashley LAW				
LAP	LAP TIME	DIFF	MPH	TIME OF DAY
1 -	1:08.275	18.076	63.69	11:30:20.964
2 -	1:44.286	54.087	41.69	11:32:05.250
3 -	1:32.925	42.726	46.79	11:33:38.175
4 -	1:33.465	43.266	46.52	11:35:11.640
5 -	1:31.023	40.824	47.77	11:36:42.663
6 -	1:26.037	35.838	50.54	11:38:08.700
7 -	1:24.854	34.655	51.24	11:39:33.554
8 -	1:36.807	46.608	44.92	11:41:10.361
9 -	1:22.498	32.299	52.71	11:42:32.859
10 -	1:00.204	10.005	72.23	11:43:33.063
11 -	51.329	1.130	84.72	11:44:24.392
12 -	50.723	0.524	85.73	11:45:15.115
13 -	50.199 (1)		86.62	11:46:05.314
14 -	50.551 (3)	0.352	86.02	11:46:55.865
15 -	51.463	1.264	84.49	11:47:47.328
16 -	51.432	1.233	84.55	11:48:38.760
17 -	50.960	0.761	85.33	11:49:29.720
18 -	50.511 (2)	0.312	86.09	11:50:20.231

P11 148 Andy CHITTENDEN				
LAP	LAP TIME	DIFF	MPH	TIME OF DAY
1 -	1:09.775	20.080	62.32	11:30:22.464
2 -	1:45.595	55.900	41.18	11:32:08.059
3 -	1:32.954	43.259	46.78	11:33:41.013
4 -	1:34.719	45.024	45.91	11:35:15.732
5 -	1:29.815	40.120	48.41	11:36:45.547
6 -	1:26.065	36.370	50.52	11:38:11.612
7 -	1:25.563	35.868	50.82	11:39:37.175
8 -	1:35.867	46.172	45.36	11:41:13.042
9 -	1:22.687	32.992	52.59	11:42:35.729
10 -	58.758	9.063	74.00	11:43:34.487
11 -	51.512	1.817	84.41	11:44:25.999
12 -	50.247 (3)	0.552	86.54	11:45:16.246
13 -	49.695 (1)		87.50	11:46:05.941
14 -	49.979 (2)	0.284	87.00	11:46:55.920
15 -	51.651	1.956	84.19	11:47:47.571
16 -	51.417	1.722	84.57	11:48:38.988
17 -	50.944	1.249	85.36	11:49:29.932
18 -	50.468	0.773	86.16	11:50:20.400

P12 111 Grant GIBSON				
LAP	LAP TIME	DIFF	MPH	TIME OF DAY
1 -	1:10.073	19.898	62.05	11:30:22.762
2 -	1:46.295	56.120	40.91	11:32:09.057
3 -	1:33.086	42.911	46.71	11:33:42.143
4 -	1:34.218	44.043	46.15	11:35:16.361
5 -	1:29.730	39.555	48.46	11:36:46.091
6 -	1:26.432	36.257	50.31	11:38:12.523
7 -	1:25.245	35.070	51.01	11:39:37.768
8 -	1:36.039	45.864	45.27	11:41:13.807
9 -	1:22.375	32.200	52.79	11:42:36.182
10 -	59.361	9.186	73.25	11:43:35.543
11 -	51.348	1.173	84.68	11:44:26.891
12 -	51.256	1.081	84.84	11:45:18.147
13 -	50.278 (2)	0.103	86.49	11:46:08.425
14 -	50.175 (1)		86.66	11:46:58.600
15 -	51.929	1.754	83.74	11:47:50.529

Weather / Track : Cloudy / Dry

Brands Hatch Indy
Circuit Length = 1.2079 miles
Start: 11:29 Flag 11:49 End: 11:51

Ford Power Live - Brands Hatch - 18th/19th September 2021

Creative Funding Solutions Sports 2000 Championship

RACE 1 - LAP ANALYSIS

DIFF = Difference To Personal Best Lap

16 -	50.546 (3)	0.371	86.03	11:48:41.075
17 -	51.032	0.857	85.21	11:49:32.107
18 -	50.940	0.765	85.36	11:50:23.047

DIFF = Difference To Personal Best Lap

15 -	51.598	0.393	84.27	11:47:54.366
16 -	51.205 (1)		84.92	11:48:45.571
17 -	51.352 (2)	0.147	84.68	11:49:36.923
18 -	51.720	0.515	84.07	11:50:28.643

P13 8 David HOUGHTON

LAP	LAP TIME	DIFF	MPH	TIME OF DAY
1 -	1:12.533	22.413	59.95	11:30:25.222
2 -	1:47.785	57.665	40.34	11:32:13.007
3 -	1:31.099	40.979	47.73	11:33:44.106
4 -	1:33.574	43.454	46.47	11:35:17.680
5 -	1:31.030	40.910	47.77	11:36:48.710
6 -	1:25.972	35.852	50.58	11:38:14.682
7 -	1:24.345	34.225	51.55	11:39:39.027
8 -	1:36.503	46.383	45.06	11:41:15.530
9 -	1:21.721	31.601	53.21	11:42:37.251
10 -	59.329	9.209	73.29	11:43:36.580
11 -	51.099	0.979	85.10	11:44:27.679
12 -	51.472	1.352	84.48	11:45:19.151
13 -	50.120 (1)		86.76	11:46:09.271
14 -	50.161 (2)	0.041	86.69	11:46:59.432
15 -	51.350	1.230	84.68	11:47:50.782
16 -	50.846 (3)	0.726	85.52	11:48:41.628
17 -	51.006	0.886	85.25	11:49:32.634
18 -	50.968	0.848	85.32	11:50:23.602

P16 6 Nik JOHNSON

LAP	LAP TIME	DIFF	MPH	TIME OF DAY
1 -	1:10.912	19.641	61.32	11:30:23.601
2 -	1:46.656	55.385	40.77	11:32:10.257
3 -	1:33.009	41.738	46.75	11:33:43.266
4 -	1:33.914	42.643	46.30	11:35:17.180
5 -	1:30.895	39.624	47.84	11:36:48.075
6 -	1:25.564	34.293	50.82	11:38:13.639
7 -	1:24.745	33.474	51.31	11:39:38.384
8 -	1:36.248	44.977	45.18	11:41:14.632
9 -	1:21.923	30.652	53.08	11:42:36.555
10 -	59.790	8.519	72.73	11:43:36.345
11 -	52.767	1.496	82.41	11:44:29.112
12 -	51.377 (3)	0.106	84.64	11:45:20.489
13 -	51.355 (2)	0.084	84.67	11:46:11.844
14 -	51.556	0.285	84.34	11:47:03.400
15 -	51.798	0.527	83.95	11:47:55.198
16 -	51.271 (1)		84.81	11:48:46.469
17 -	51.552	0.281	84.35	11:49:38.021
18 -	51.631	0.360	84.22	11:50:29.652

P14 91 Joshua LAW

LAP	LAP TIME	DIFF	MPH	TIME OF DAY
1 -	1:05.604	17.235	66.28	11:30:18.293
2 -	1:42.184	53.815	42.55	11:32:00.477
3 -	2:28.801 P	1:40.432	29.22	11:34:29.278
4 -	1:00.682	12.313	71.66	11:35:29.960
5 -	1:32.061	43.692	47.23	11:37:02.021
6 -	1:28.062	39.693	49.38	11:38:30.083
7 -	1:19.660	31.291	54.58	11:39:49.743
8 -	1:38.505	50.136	44.14	11:41:28.248
9 -	1:20.120	31.751	54.27	11:42:48.368
10 -	1:01.654	13.285	70.53	11:43:50.022
11 -	51.591	3.222	84.28	11:44:41.613
12 -	51.164	2.795	84.99	11:45:32.777
13 -	49.579	1.210	87.71	11:46:22.356
14 -	49.343 (3)	0.974	88.13	11:47:11.699
15 -	48.369 (1)		89.90	11:48:00.068
16 -	50.673	2.304	85.81	11:48:50.741
17 -	48.378 (2)	0.009	89.88	11:49:39.119
18 -	49.344	0.975	88.12	11:50:28.463

P17 9 Andrew BUTLER

LAP	LAP TIME	DIFF	MPH	TIME OF DAY
1 -	1:14.602	23.292	58.29	11:30:27.291
2 -	1:46.949	55.639	40.66	11:32:14.240
3 -	1:31.774	40.464	47.38	11:33:46.014
4 -	1:33.421	42.111	46.54	11:35:19.435
5 -	1:30.133	38.823	48.24	11:36:49.568
6 -	1:26.213	34.903	50.44	11:38:15.781
7 -	1:24.308	32.998	51.57	11:39:40.089
8 -	1:36.589	45.279	45.02	11:41:16.678
9 -	1:21.753	30.443	53.19	11:42:38.431
10 -	1:00.611	9.301	71.74	11:43:39.042
11 -	52.341	1.031	83.08	11:44:31.383
12 -	51.863	0.553	83.84	11:45:23.246
13 -	51.849	0.539	83.87	11:46:15.095
14 -	51.487 (2)	0.177	84.46	11:47:06.582
15 -	52.336	1.026	83.09	11:47:58.918
16 -	52.214	0.904	83.28	11:48:51.132
17 -	51.310 (1)		84.75	11:49:42.442
18 -	51.651 (3)	0.341	84.19	11:50:34.093

P15 44 John ILEY

LAP	LAP TIME	DIFF	MPH	TIME OF DAY
1 -	1:09.550	18.345	62.52	11:30:22.239
2 -	1:44.683	53.478	41.54	11:32:06.922
3 -	1:33.025	41.820	46.74	11:33:39.947
4 -	1:33.710	42.505	46.40	11:35:13.657
5 -	1:30.870	39.665	47.85	11:36:44.527
6 -	1:26.262	35.057	50.41	11:38:10.789
7 -	1:24.763	33.558	51.30	11:39:35.552
8 -	1:36.287	45.082	45.16	11:41:11.839
9 -	1:22.668	31.463	52.60	11:42:34.507
10 -	59.631	8.426	72.92	11:43:34.138
11 -	51.585 (3)	0.380	84.29	11:44:25.723
12 -	53.394	2.189	81.44	11:45:19.117
13 -	51.964	0.759	83.68	11:46:11.081
14 -	51.687	0.482	84.13	11:47:02.768

P18 27 Jon HARMER

LAP	LAP TIME	DIFF	MPH	TIME OF DAY
1 -	1:19.797	28.565	54.49	11:30:32.486
2 -	1:45.047	53.815	41.39	11:32:17.533
3 -	1:32.081	40.849	47.22	11:33:49.614
4 -	1:33.580	42.348	46.46	11:35:23.194
5 -	1:30.214	38.982	48.20	11:36:53.408
6 -	1:27.656	36.424	49.60	11:38:21.064
7 -	1:22.496	31.264	52.71	11:39:43.560
8 -	1:36.853	45.621	44.89	11:41:20.413
9 -	1:23.730	32.498	51.93	11:42:44.143
10 -	1:02.819	11.587	69.22	11:43:46.962
11 -	51.881	0.649	83.81	11:44:38.843
12 -	51.330 (3)	0.098	84.71	11:45:30.173
13 -	51.232 (1)		84.88	11:46:21.405

Weather / Track : Cloudy / Dry

Brands Hatch Indy
Circuit Length = 1.2079 miles
Start: 11:29 Flag 11:49 End: 11:51

Ford Power Live - Brands Hatch - 18th/19th September 2021

Creative Funding Solutions Sports 2000 Championship

RACE 1 - LAP ANALYSIS

DIFF = Difference To Personal Best Lap

14 -	51.858	0.626	83.85	11:47:13.263
15 -	51.302 (2)	0.070	84.76	11:48:04.565
16 -	51.753	0.521	84.02	11:48:56.318
17 -	51.681	0.449	84.14	11:49:47.999
18 -	51.766	0.534	84.00	11:50:39.765

DIFF = Difference To Personal Best Lap

13 -	52.437	0.663	82.93	11:46:25.563
14 -	52.497	0.723	82.83	11:47:18.060
15 -	51.774 (1)		83.99	11:48:09.834
16 -	52.315	0.541	83.12	11:49:02.149
17 -	52.231 (3)	0.457	83.25	11:49:54.380
18 -	51.903 (2)	0.129	83.78	11:50:46.283

P19 33 Mike FRY

LAP	LAP TIME	DIFF	MPH	TIME OF DAY
1 -	1:20.702	28.953	53.88	11:30:33.391
2 -	1:45.229	53.480	41.32	11:32:18.620
3 -	1:33.012	41.263	46.75	11:33:51.632
4 -	1:32.647	40.898	46.93	11:35:24.279
5 -	1:31.648	39.899	47.44	11:36:55.927
6 -	1:26.750	35.001	50.12	11:38:22.677
7 -	1:22.351	30.602	52.80	11:39:45.028
8 -	1:37.066	45.317	44.80	11:41:22.094
9 -	1:22.746	30.997	52.55	11:42:44.840
10 -	1:02.437	10.688	69.64	11:43:47.277
11 -	52.704	0.955	82.50	11:44:39.981
12 -	51.749 (1)		84.03	11:45:31.730
13 -	52.007	0.258	83.61	11:46:23.737
14 -	51.975	0.226	83.66	11:47:15.712
15 -	52.142	0.393	83.39	11:48:07.854
16 -	52.570	0.821	82.72	11:49:00.424
17 -	51.958 (3)	0.209	83.69	11:49:52.382
18 -	51.827 (2)	0.078	83.90	11:50:44.209

P22 69 Nick HYETT

LAP	LAP TIME	DIFF	MPH	TIME OF DAY
1 -	1:23.928	31.640	51.81	11:30:36.617
2 -	1:46.595	54.307	40.79	11:32:23.212
3 -	1:34.186	41.898	46.17	11:33:57.398
4 -	1:31.353	39.065	47.60	11:35:28.751
5 -	1:31.921	39.633	47.30	11:37:00.672
6 -	1:28.720	36.432	49.01	11:38:29.392
7 -	1:19.073	26.785	54.99	11:39:48.465
8 -	1:38.172	45.884	44.29	11:41:26.637
9 -	1:21.564	29.276	53.31	11:42:48.201
10 -	1:01.308	9.020	70.93	11:43:49.509
11 -	53.874	1.586	80.71	11:44:43.383
12 -	52.455 (2)	0.167	82.90	11:45:35.838
13 -	52.458 (3)	0.170	82.89	11:46:28.296
14 -	53.551	1.263	81.20	11:47:21.847
15 -	53.199	0.911	81.74	11:48:15.046
16 -	52.288 (1)		83.16	11:49:07.334
17 -	52.515	0.227	82.80	11:49:59.849
18 -	54.141	1.853	80.31	11:50:53.990

P20 54 Peter NEEDHAM

LAP	LAP TIME	DIFF	MPH	TIME OF DAY
1 -	1:22.042	31.035	53.00	11:30:34.731
2 -	1:45.664	54.657	41.15	11:32:20.395
3 -	1:33.439	42.432	46.53	11:33:53.834
4 -	1:32.017	41.010	47.25	11:35:25.851
5 -	1:32.348	41.341	47.08	11:36:58.199
6 -	1:27.280	36.273	49.82	11:38:25.479
7 -	1:21.090	30.083	53.62	11:39:46.569
8 -	1:37.228	46.221	44.72	11:41:23.797
9 -	1:22.454	31.447	52.73	11:42:46.251
10 -	1:01.202	10.195	71.05	11:43:47.453
11 -	53.587	2.580	81.15	11:44:41.040
12 -	52.605	1.598	82.66	11:45:33.645
13 -	52.112	1.105	83.44	11:46:25.757
14 -	52.901	1.894	82.20	11:47:18.658
15 -	51.523 (3)	0.516	84.40	11:48:10.181
16 -	51.630	0.623	84.22	11:49:01.811
17 -	51.429 (2)	0.422	84.55	11:49:53.240
18 -	51.007 (1)		85.25	11:50:44.247

P23 13 Mike DODD

LAP	LAP TIME	DIFF	MPH	TIME OF DAY
1 -	1:24.478	32.386	51.47	11:30:37.167
2 -	1:46.675	54.583	40.76	11:32:23.842
3 -	1:34.011	41.919	46.25	11:33:57.853
4 -	1:31.145	39.053	47.71	11:35:28.998
5 -	1:32.500	40.408	47.01	11:37:01.498
6 -	1:28.250	36.158	49.27	11:38:29.748
7 -	1:19.472	27.380	54.71	11:39:49.220
8 -	1:38.408	46.316	44.18	11:41:27.628
9 -	1:21.143	29.051	53.59	11:42:48.771
10 -	1:01.217	9.125	71.03	11:43:49.988
11 -	55.562	3.470	78.26	11:44:45.550
12 -	52.483 (2)	0.391	82.85	11:45:38.033
13 -	52.843	0.751	82.29	11:46:30.876
14 -	52.092 (1)		83.47	11:47:22.968
15 -	53.215	1.123	81.71	11:48:16.183
16 -	53.158	1.066	81.80	11:49:09.341
17 -	52.539 (3)	0.447	82.76	11:50:01.880

P21 46 Trevor WELSH

LAP	LAP TIME	DIFF	MPH	TIME OF DAY
1 -	1:21.445	29.671	53.39	11:30:34.134
2 -	1:45.291	53.517	41.30	11:32:19.425
3 -	1:33.354	41.580	46.58	11:33:52.779
4 -	1:32.201	40.427	47.16	11:35:24.980
5 -	1:32.371	40.597	47.07	11:36:57.351
6 -	1:26.370	34.596	50.34	11:38:23.721
7 -	1:22.324	30.550	52.82	11:39:46.045
8 -	1:37.128	45.354	44.77	11:41:23.173
9 -	1:22.286	30.512	52.84	11:42:45.459
10 -	1:01.827	10.053	70.33	11:43:47.286
11 -	53.583	1.809	81.15	11:44:40.869
12 -	52.257	0.483	83.21	11:45:33.126

P24 17 Clive STEEPER

LAP	LAP TIME	DIFF	MPH	TIME OF DAY
1 -	1:22.615	29.716	52.63	11:30:35.304
2 -	1:45.783	52.884	41.10	11:32:21.087
3 -	1:33.178	40.279	46.66	11:33:54.265
4 -	1:32.384	39.485	47.07	11:35:26.649
5 -	1:32.301	39.402	47.11	11:36:58.950
6 -	1:27.024	34.125	49.97	11:38:25.974
7 -	1:21.300	28.401	53.48	11:39:47.274
8 -	1:37.195	44.296	44.74	11:41:24.469
9 -	1:22.326	29.427	52.82	11:42:46.795
10 -	1:00.952	8.053	71.34	11:43:47.747
11 -	54.542	1.643	79.72	11:44:42.289
12 -	52.914 (2)	0.015	82.18	11:45:35.203

Weather / Track : Cloudy / Dry

Brands Hatch Indy

Circuit Length = 1.2079 miles

Start: 11:29 Flag 11:49 End: 11:51

Ford Power Live - Brands Hatch - 18th/19th September 2021

Creative Funding Solutions Sports 2000 Championship

RACE 1 - LAP ANALYSIS

DIFF = Difference To Personal Best Lap

13 -	52.899 (1)		82.20	11:46:28.102
14 -	54.198	1.299	80.23	11:47:22.300
15 -	53.628 (3)	0.729	81.08	11:48:15.928
16 -	53.801	0.902	80.82	11:49:09.729
17 -	54.479	1.580	79.82	11:50:04.208

P25 103 David GORST

LAP	LAP TIME	DIFF	MPH	TIME OF DAY
1 -	1:15.178	21.736	57.84	11:30:27.867
2 -	1:47.039	53.597	40.62	11:32:14.906
3 -	1:31.974	38.532	47.28	11:33:46.880
4 -	1:33.681	40.239	46.41	11:35:20.561
5 -	1:29.638	36.196	48.51	11:36:50.199
6 -	1:26.319	32.877	50.37	11:38:16.518
7 -	1:24.637	31.195	51.37	11:39:41.155
8 -	1:36.391	42.949	45.11	11:41:17.546
9 -	1:22.173	28.731	52.92	11:42:39.719
10 -	1:01.007	7.565	71.28	11:43:40.726
11 -	54.686 (3)	1.244	79.51	11:44:35.412
12 -	55.252	1.810	78.70	11:45:30.664
13 -	56.585	3.143	76.85	11:46:27.249
14 -	54.339 (2)	0.897	80.02	11:47:21.588
15 -	55.736	2.294	78.02	11:48:17.324
16 -	53.442 (1)		81.37	11:49:10.766
17 -	56.250	2.808	77.30	11:50:07.016

P26 12 Nick BAILEY

LAP	LAP TIME	DIFF	MPH	TIME OF DAY
1 -	1:23.231	27.380	52.24	11:30:35.920
2 -	1:46.650	50.799	40.77	11:32:22.570
3 -	1:33.180	37.329	46.66	11:33:55.750
4 -	1:32.213	36.362	47.15	11:35:27.963
5 -	1:32.057	36.206	47.23	11:37:00.020
6 -	1:27.115	31.264	49.91	11:38:27.135
7 -	1:20.944	25.093	53.72	11:39:48.079
8 -	1:37.453	41.602	44.62	11:41:25.532
9 -	1:22.208	26.357	52.89	11:42:47.740
10 -	1:01.602	5.751	70.59	11:43:49.342
11 -	56.939	1.088	76.37	11:44:46.281
12 -	55.851 (1)		77.86	11:45:42.132
13 -	56.229 (2)	0.378	77.33	11:46:38.361
14 -	56.684 (3)	0.833	76.71	11:47:35.045
15 -	57.264	1.413	75.93	11:48:32.309
16 -	58.177	2.326	74.74	11:49:30.486
17 -	56.869	1.018	76.46	11:50:27.355

P27 88 Peter WILLIAMS

LAP	LAP TIME	DIFF	MPH	TIME OF DAY
1 -	1:18.949	18.888	55.08	11:30:31.638
2 -	1:44.850	44.789	41.47	11:32:16.488
3 -	1:32.070	32.009	47.23	11:33:48.558
4 -	1:34.073	34.012	46.22	11:35:22.631
5 -	1:29.825	29.764	48.41	11:36:52.456
6 -	1:28.014	27.953	49.40	11:38:20.470
7 -	1:22.470	22.409	52.72	11:39:42.940
8 -	1:36.692	36.631	44.97	11:41:19.632
9 -	1:24.125	24.064	51.69	11:42:43.757
10 -	1:03.179	3.118	68.82	11:43:46.936
11 -	1:04.876	4.815	67.02	11:44:51.812
12 -	1:00.061 (1)		72.40	11:45:51.873
13 -	1:01.940 (3)	1.879	70.20	11:46:53.813
14 -	1:05.803	5.742	66.08	11:47:59.616

DIFF = Difference To Personal Best Lap

15 -	1:01.149 (2)	1.088	71.11	11:49:00.765
16 -	1:05.500	5.439	66.39	11:50:06.265

P28 32 Chris SNOWDON

LAP	LAP TIME	DIFF	MPH	TIME OF DAY
1 -	1:20.039	27.919	54.33	11:30:32.728
2 -	1:44.919	52.799	41.44	11:32:17.647
3 -	1:33.443	41.323	46.53	11:33:51.090
4 -	1:32.789	40.669	46.86	11:35:23.879
5 -	1:31.469	39.349	47.54	11:36:55.348
6 -	1:26.331	34.211	50.37	11:38:21.679
7 -	1:22.465	30.345	52.73	11:39:44.144
8 -	1:37.234	45.114	44.72	11:41:21.378
9 -	1:23.224	31.104	52.25	11:42:44.602
10 -	1:02.507	10.387	69.56	11:43:47.109
11 -	53.198 (3)	1.078	81.74	11:44:40.307
12 -	52.120 (1)		83.43	11:45:32.427
13 -	52.752 (2)	0.632	82.43	11:46:25.179

Weather / Track : Cloudy / Dry

Brands Hatch Indy
Circuit Length = 1.2079 miles
Start: 11:29 Flag 11:49 End: 11:51

Ford Power Live - Brands Hatch - 18th/19th September 2021

Creative Funding Solutions Sports 2000 Championship

RACE 1 - STATISTICS

Competitors Started 30
Planned Start 2021-09-18 @ 11:50:00.000
Actual Start 2021-09-18 @ 11:29:12.688
Finish Time 2021-09-18 @ 11:49:59.945
Track Length 1.2079mi.
Total Laps 493
Total Distance Covered 595.5171mi.

Session Fastest Lap History

NO	CL	NAME	LAP TIME	TIME OF DAY	LAP	VEHICLE
26	DA	Tom STOTEN	1:02.456	11:30:15.195	1	Gunn TS11
3	DA	Dominic LESNIEWSKI	1:02.136	11:43:31.338	10	MCR S2
4	DA	Nick BATES	1:01.702	11:43:31.612	10	MCR S2
28	DB	John OWEN	1:01.440	11:43:31.768	10	MCR S2
77	DA	Tony BARWELL	1:00.252	11:43:32.439	10	MCR S2
73	DA	Ashley LAW	1:00.204	11:43:33.080	10	MCR S2
34	DDB	Roger DONNAN	59.869	11:43:33.231	10	MCR S2
44	DA	John ILEY	59.631	11:43:34.157	10	MCR S2
148	DA	Andy CHITTENDEN	58.758	11:43:34.505	10	MCR S2
26	DA	Tom STOTEN	48.763	11:44:18.692	11	Gunn TS11
26	DA	Tom STOTEN	48.539	11:45:07.231	12	Gunn TS11
26	DA	Tom STOTEN	48.471	11:45:55.701	13	Gunn TS11
1	DA	Michael GIBBINS	48.457	11:46:44.987	14	MCR S2
91	DA	Joshua LAW	48.369	11:48:00.085	15	MCR S2

Session Leader History

NO	CL	NAME	FROM LAP	LAPS LED	DISTANCE	VEHICLE
26	DA	Tom STOTEN	1	18	21.74 miles	Gunn TS11

Flag History

TYPE	TIME OF DAY
GREEN	11:29:12.688
SAFETY	11:29:38.336
GREEN	11:43:28.382
FINISH	11:49:59.945

Flag Statistics

TYPE	COUNT	TOTAL LAPS	TOTAL TIME
Green	2	9	8:13.536
Red	0	0	0.000
Safety Car	1	9	13:50.046
FCY	0	0	0.000

Weather / Track : Cloudy / Dry

Brands Hatch Indy
Circuit Length = 1.2079 miles
Start: 11:29 Flag 11:49 End: 11:51

Ford Power Live - Brands Hatch - 18th/19th September 2021

Creative Funding Solutions Sports 2000 Championship

RACE 1 - STATISTICS

CLASS : DA

14 Starters

Fastest Lap History

NO	NAME	LAP TIME	TIME OF DAY	LAP	VEHICLE
26	Tom STOTEN	1:02.456	11:30:15.195	1	Gunn TS11
3	Dominic LESNIEWSKI	1:02.136	11:43:31.338	10	MCR S2
4	Nick BATES	1:01.702	11:43:31.612	10	MCR S2
77	Tony BARWELL	1:00.252	11:43:32.439	10	MCR S2
73	Ashley LAW	1:00.204	11:43:33.080	10	MCR S2
44	John ILEY	59.631	11:43:34.157	10	MCR S2
148	Andy CHITTENDEN	58.758	11:43:34.505	10	MCR S2
26	Tom STOTEN	48.763	11:44:18.692	11	Gunn TS11
26	Tom STOTEN	48.539	11:45:07.231	12	Gunn TS11
26	Tom STOTEN	48.471	11:45:55.701	13	Gunn TS11
1	Michael GIBBINS	48.457	11:46:44.987	14	MCR S2
91	Joshua LAW	48.369	11:48:00.085	15	MCR S2

Leader History

NO	NAME	FROM LAP	LAPS LED	DISTANCE	VEHICLE
26	Tom STOTEN	1	18	21.74 miles	Gunn TS11

Weather / Track : Cloudy / Dry

Results can be found at www.tsl-timing.com

Page 2 of 6

Brands Hatch Indy
Circuit Length = 1.2079 miles
Start: 11:29 Flag 11:49 End: 11:51

Printed - 12:00 Saturday, 18 September 2021

Ford Power Live - Brands Hatch - 18th/19th September 2021

Creative Funding Solutions Sports 2000 Championship

RACE 1 - STATISTICS

CLASS : DB

4 Starters

Fastest Lap History

NO	NAME	LAP TIME	TIME OF DAY	LAP	VEHICLE
28	John OWEN	1:06.764	11:30:19.453	1	MCR S2
28	John OWEN	1:01.440	11:43:31.768	10	MCR S2
111	Grant GIBSON	59.361	11:43:35.550	10	Van Diemen RF94
28	John OWEN	51.361	11:44:23.144	11	MCR S2
111	Grant GIBSON	51.348	11:44:26.898	11	Van Diemen RF94
28	John OWEN	50.349	11:45:13.494	12	MCR S2
28	John OWEN	50.113	11:46:03.606	13	MCR S2
28	John OWEN	49.981	11:47:43.858	15	MCR S2
28	John OWEN	49.970	11:50:14.681	18	MCR S2

Leader History

NO	NAME	FROM LAP	LAPS LED	DISTANCE	VEHICLE
28	John OWEN	1	18	21.74 miles	MCR S2

Ford Power Live - Brands Hatch - 18th/19th September 2021

Creative Funding Solutions Sports 2000 Championship

RACE 1 - STATISTICS

CLASS : DDB

3 Starters

Fastest Lap History

NO	NAME	LAP TIME	TIME OF DAY	LAP	VEHICLE
41	Giles BILLINGSLEY	1:03.940	11:30:16.668	1	MCR S2
41	Giles BILLINGSLEY	1:03.319	11:43:31.103	10	MCR S2
34	Roger DONNAN	59.869	11:43:33.231	10	MCR S2
41	Giles BILLINGSLEY	49.664	11:44:20.784	11	MCR S2
41	Giles BILLINGSLEY	49.533	11:45:10.317	12	MCR S2
41	Giles BILLINGSLEY	49.361	11:45:59.679	13	MCR S2
41	Giles BILLINGSLEY	49.231	11:47:39.018	15	MCR S2

Leader History

NO	NAME	FROM LAP	LAPS LED	DISTANCE	VEHICLE
41	Giles BILLINGSLEY	1	18	21.74 miles	MCR S2

Ford Power Live - Brands Hatch - 18th/19th September 2021

Creative Funding Solutions Sports 2000 Championship

RACE 1 - STATISTICS

CLASS : P

2 Starters

Fastest Lap History

NO	NAME	LAP TIME	TIME OF DAY	LAP	VEHICLE
54	Peter NEEDHAM	1:22.042	11:30:34.731	1	Van Diemen RFSC02
54	Peter NEEDHAM	1:21.090	11:39:46.569	7	Van Diemen RFSC02
69	Nick HYETT	1:19.073	11:39:48.465	7	Lola 88/90
54	Peter NEEDHAM	1:01.202	11:43:47.468	10	Van Diemen RFSC02
54	Peter NEEDHAM	53.587	11:44:40.992	11	Van Diemen RFSC02
54	Peter NEEDHAM	52.605	11:45:33.658	12	Van Diemen RFSC02
69	Nick HYETT	52.455	11:45:35.854	12	Lola 88/90
54	Peter NEEDHAM	52.112	11:46:25.768	13	Van Diemen RFSC02
54	Peter NEEDHAM	51.523	11:48:10.193	15	Van Diemen RFSC02
54	Peter NEEDHAM	51.429	11:49:53.252	17	Van Diemen RFSC02
54	Peter NEEDHAM	51.007	11:50:44.247	18	Van Diemen RFSC02

Leader History

NO	NAME	FROM LAP	LAPS LED	DISTANCE	VEHICLE
54	Peter NEEDHAM	1	18	21.74 miles	Van Diemen RFSC02

Weather / Track : Cloudy / Dry

Results can be found at www.tsl-timing.com

Page 5 of 6

Brands Hatch Indy
Circuit Length = 1.2079 miles
Start: 11:29 Flag 11:49 End: 11:51

Printed - 12:00 Saturday, 18 September 2021

Ford Power Live - Brands Hatch - 18th/19th September 2021

Creative Funding Solutions Sports 2000 Championship

RACE 1 - STATISTICS

CLASS : PH

7 Starters

Fastest Lap History

NO	NAME	LAP TIME	TIME OF DAY	LAP	VEHICLE
27	Jon HARMER	1:19.797	11:30:32.486	1	Tiga SC80
13	Mike DODD	1:19.472	11:39:49.220	7	Tiga SC79
27	Jon HARMER	1:02.819	11:43:46.962	10	Tiga SC80
32	Chris SNOWDON	1:02.507	11:43:47.050	10	Tiga SC81
33	Mike FRY	1:02.437	11:43:47.183	10	Tiga SC79
46	Trevor WELSH	1:01.827	11:43:47.286	10	Lola T492
17	Clive STEEPER	1:00.952	11:43:47.760	10	Tiga SC80
27	Jon HARMER	51.881	11:44:38.856	11	Tiga SC80
27	Jon HARMER	51.330	11:45:30.186	12	Tiga SC80
27	Jon HARMER	51.232	11:46:21.419	13	Tiga SC80

Leader History

NO	NAME	FROM LAP	LAPS LED	DISTANCE	VEHICLE
27	Jon HARMER	1	18	21.74 miles	Tiga SC80

Ford Power Live - Brands Hatch - 18th/19th September 2021

Creative Funding Solutions Sports 2000 Championship

RACE 8 - CLASSIFICATION - AMENDED

POS	NO	CL	PIC NAME	ENTRY	LAPS	TIME	GAP	DIFF	MPH	BEST	ON
1	91	DA	1 Joshua LAW	MCR S2	20	20:34.267			70.46	47.878	3
2	26	DA	2 Tom STOTEN	Gunn TS11	20	20:36.163	1.896	1.896	70.35	48.409	6
3	1	DA	3 Michael GIBBINS	MCR S2	20	20:36.685	2.418	0.522	70.32	48.395	4
4	3	DA	4 Dominic LESNIEWSKI	MCR S2	20	20:41.567	7.300	4.882	70.05	48.948	3
5	41*	DDB	1 Giles BILLINGSLEY	MCR S2	20	20:42.232	7.965	0.665	70.01	49.143	10
6	21	DA	5 Richard JOHNSON	MCR S2	20	20:43.910	9.643	1.678	69.91	49.510	3
7	8	DA	6 David HOUGHTON	MCR S2	20	20:44.537	10.270	0.627	69.88	49.292	3
8	4	DA	7 Nick BATES	MCR S2	20	20:48.295	14.028	3.758	69.67	49.692	7
9	73	DA	8 Ashley LAW	MCR S2	20	20:49.004	14.737	0.709	69.63	50.304	7
10	148	DA	9 Andy CHITTENDEN	MCR S2	20	20:49.468	15.201	0.464	69.60	49.725	7
11	28	DB	1 John OWEN	MCR S2	20	20:50.466	16.199	0.998	69.55	50.391	6
12	77	DA	10 Tony BARWELL	MCR S2	20	20:51.445	17.178	0.979	69.49	50.217	7
13	88	DDB	2 Peter WILLIAMS	MCR S2	20	20:51.628	17.361	0.183	69.48	50.109	6
14	34	DDB	3 Roger DONNAN	MCR S2	20	20:51.934	17.667	0.306	69.47	50.076	9
15	6	DB	2 Nik JOHNSON	NAGA (blank)	20	20:55.373	21.106	3.439	69.27	51.247	11
16	44	DA	11 John ILEY	MCR S2	20	20:55.889	21.622	0.516	69.25	50.986	11
17	111	DB	3 Grant GIBSON	Van Diemen RF94	20	20:56.564	22.297	0.675	69.21	50.734	8
18	9	DB	4 Andrew BUTLER	Van Diemen RF02P	20	20:57.082	22.815	0.518	69.18	51.088	9
19	27	PH	1 Jon HARMER	Tiga SC80	19	20:45.316	1 Lap	1 Lap	66.34	51.689	10
20	46	PH	2 Trevor WELSH	Lola T492	19	20:47.751	1 Lap	2.435	66.21	52.278	7
21	69	P	1 Nick HYETT	Lola 88/90	19	20:48.655	1 Lap	0.904	66.16	52.141	6
22	13	PH	3 Mike DODD	Tiga SC79	19	20:51.770	1 Lap	3.115	66.00	52.312	5
23	103	DA	12 David GORST	MCR S2	19	20:53.430	1 Lap	1.660	65.91	52.705	3
24	17	PH	4 Clive STEEPER	Tiga SC80	19	20:54.206	1 Lap	0.776	65.87	52.646	6
25	54	P	2 Joshua NEEDHAM	Van Diemen RFSC02	19	21:01.067	1 Lap	6.861	65.51	53.775	9
26	12	PH	5 Nick BAILEY	Royale S2000M	19	21:01.245	1 Lap	0.178	65.50	54.247	5

NOT CLASSIFIED

DNF	32	PH	Chris SNOWDON	Tiga SC81	11	9:57.166	9 Laps	8 Laps	80.10	51.798	11
-----	----	----	---------------	-----------	----	----------	--------	--------	-------	--------	----

FASTEST LAP

91	DA	Joshua LAW	MCR S2	3	47.878	90.82 mph	146.17 kph
41	DDB	Giles BILLINGSLEY	MCR S2	10	49.143	88.48 mph	142.40 kph
28	DB	John OWEN	MCR S2	6	50.391	86.29 mph	138.88 kph
27	PH	Jon HARMER	Tiga SC80	10	51.689	84.13 mph	135.39 kph
69	P	Nick HYETT	Lola 88/90	6	52.141	83.40 mph	134.22 kph

Car 41 - 2 second penalty applied for gaining an unfair advantage ref Reg G5.3.7

Weather / Track : Cloudy / Dry

These results are provisional until the conclusion of any judicial and technical matters.

Brands Hatch Indy: 1.2079 miles

Race Distance: 20 Laps / 24.15 miles

Start: 16:42 Flag 17:02 End: 17:03

Clerk Of Course : Andy Stevens	Stewards :	Timekeeper : Lisa Sneader
--------------------------------	------------	---------------------------

Ford Power Live - Brands Hatch - 18th/19th September 2021

Creative Funding Solutions Sports 2000 Championship

RACE 8 - LAP CHART

LAP 1 @ 16:43:03.605			LAP 2 @ 16:43:51.826			LAP 3 @ 16:44:39.704			LAP 4 @ 16:45:27.596			LAP 5 @ 16:46:15.527		
NO	BEHIND	LAP TIME	NO	BEHIND	LAP TIME	NO	BEHIND	LAP TIME	NO	BEHIND	LAP TIME	NO	BEHIND	LAP TIME
91		53.882	91		48.221	91		47.878	91		47.892	91		47.931
26	0.929	54.811	26	1.688	48.980	26	2.362	48.552	26	2.935	48.465	26	3.545	48.541
1	1.787	55.669	1	2.383	48.817	1	3.034	48.529	1	3.537	48.395	1	4.158	48.552
41	2.263	56.145	41	3.483	49.441	41	4.990	49.385	41	6.457	49.359	41	7.819	49.293
21	2.688	56.570	21	4.302	49.835	21	5.934	49.510	3	7.585	49.333	3	8.841	49.187
8	2.899	56.781	3	5.074	50.038	3	6.144	48.948	21	7.713	49.671	21	9.564	49.782
3	3.257	57.139	8	5.295	50.617	8	6.709	49.292	8	8.395	49.578	8	10.123	49.659
4	4.332	58.214	4	6.782	50.671	4	8.995	50.091	4	10.928	49.825	4	12.873	49.876
148	4.831	58.713	148	7.393	50.783	148	9.722	50.207	148	11.848	50.018	148	13.983	50.066
73	5.455	59.337	73	8.227	50.993	73	11.099	50.750	73	13.947	50.740	73	16.377	50.361
28	5.766	59.648	28	8.363	50.818	28	11.649	51.164	28	14.380	50.623	28	16.863	50.414
77	6.591	1:00.473	77	8.923	50.553	77	11.945	50.900	77	14.642	50.589	77	17.287	50.576
88	6.986	1:00.868	88	9.529	50.764	88	12.352	50.701	88	15.274	50.814	88	17.983	50.640
6	8.357	1:02.239	6	12.483	52.347	6	16.028	51.423	6	19.571	51.435	6	23.159	51.519
44	8.530	1:02.412	44	12.725	52.416	44	16.599	51.752	34	20.116	50.855	34	23.315	51.130
103	9.943	1:03.825	103	14.430	52.708	34	17.153	50.165	44	20.642	51.935	44	23.811	51.100
9	10.721	1:04.603	34	14.866	51.756	103	19.257	52.705	9	23.260	51.725	9	27.287	51.958
34	11.331	1:05.213	9	15.430	52.930	9	19.427	51.875	111	24.243	51.711	111	27.608	51.296
111	11.834	1:05.716	111	16.880	53.267	111	20.424	51.422	103	25.217	53.852	103	31.803	54.517
27	16.246	1:10.128	27	19.872	51.847	27	24.057	52.063	27	28.146	51.981	27	32.399	52.184
32	17.861	1:11.743	32	22.593	52.953	32	27.701	52.986	32	32.410	52.601	32	37.086	52.607
46	18.395	1:12.277	46	23.207	53.033	46	27.945	52.616	46	32.892	52.839	46	37.394	52.433
13	18.972	1:12.854	13	23.878	53.127	13	29.303	53.303	13	34.106	52.695	13	38.487	52.312
69	19.164	1:13.046	69	24.199	53.256	69	29.459	53.138	69	34.430	52.863	69	38.822	52.323
17	20.999	1:14.881	17	27.412	54.634	17	32.830	53.296	17	38.259	53.321	17	43.027	52.699
12	21.635	1:15.517	12	28.005	54.591	12	34.860	54.733	12	41.678	54.710	12	47.994	54.247
54	22.564	1:16.446	54	29.845	55.502	54	36.946	54.979	54	43.738	54.684			

Weather / Track : Cloudy / Dry

Brands Hatch Indy
 Circuit Length = 1.2079 miles
 Start: 16:42 Flag 17:02 End: 17:03

Ford Power Live - Brands Hatch - 18th/19th September 2021

Creative Funding Solutions Sports 2000 Championship

RACE 8 - LAP CHART

LAP 6 @ 16:47:04.853			LAP 7 @ 16:47:53.240			LAP 8 @ 16:48:41.861			LAP 9 @ 16:49:31.022			LAP 10 @ 16:50:21.110		
NO	BEHIND	LAP TIME	NO	BEHIND	LAP TIME	NO	BEHIND	LAP TIME	NO	BEHIND	LAP TIME	NO	BEHIND	LAP TIME
91		49.326	91		48.387	91		48.621	91		49.161	91		50.088
54	1 Lap	55.194	26	3.949	49.708	17	1 Lap	53.394	69	1 Lap	53.047	32	1 Lap	52.696
26	2.628	48.409	1	4.350	49.440	26	3.821	48.493	13	1 Lap	52.676	46	1 Lap	52.885
1	3.297	48.465	12	1 Lap	55.363	1	4.578	48.849	26	3.469	48.809	103	1 Lap	54.757
41	7.944	49.451	54	1 Lap	54.920	41	11.169	50.708	1	4.412	48.995	26	2.841	49.460
3	8.495	48.980	41	9.082	49.525	3	11.428	50.778	17	1 Lap	53.645	1	3.447	49.123
21	9.842	49.604	3	9.271	49.163	21	12.220	49.799	41	11.272	49.264	69	1 Lap	52.786
8	10.163	49.366	21	11.042	49.587	8	12.524	49.741	3	11.705	49.438	13	1 Lap	52.853
4	13.397	49.850	8	11.404	49.628	12	1 Lap	55.755	21	12.829	49.770	17	1 Lap	52.738
148	14.456	49.799	4	14.702	49.692	54	1 Lap	54.935	8	13.172	49.809	41	10.327	49.143
73	17.673	50.622	148	15.794	49.725	4	16.022	49.941	4	17.950	51.089	3	10.871	49.254
28	17.928	50.391	73	19.590	50.304	148	17.322	50.149	12	1 Lap	54.686	21	12.454	49.713
77	18.568	50.607	28	20.107	50.566	73	21.485	50.516	148	18.560	50.399	8	12.880	49.796
88	18.766	50.109	77	20.398	50.217	28	22.099	50.613	54	1 Lap	55.068	4	17.972	50.110
34	24.195	50.206	88	20.971	50.592	77	22.424	50.647	73	22.657	50.333	148	18.383	49.911
6	26.643	52.810	34	26.046	50.238	88	23.049	50.699	28	23.376	50.438	12	1 Lap	54.461
44	26.785	52.300	6	29.835	51.579	34	27.525	50.100	77	23.678	50.415	73	23.495	50.926
9	29.452	51.491	44	30.054	51.656	6	32.556	51.342	88	24.397	50.509	77	23.923	50.333
111	29.872	51.590	111	33.766	52.281	44	33.144	51.711	34	28.440	50.076	54	1 Lap	53.775
27	35.303	52.230	9	34.188	53.123	111	35.879	50.734	6	34.778	51.383	28	24.375	51.087
103	36.534	54.057	27	39.395	52.479	9	36.806	51.239	44	35.510	51.527	88	24.885	50.576
32	40.086	52.326	103	42.540	54.393	27	42.591	51.817	111	38.187	51.469	34	28.549	50.197
46	40.564	52.496	32	44.244	52.545	103	47.273	53.354	9	38.733	51.088	6	36.115	51.425
69	41.637	52.141	46	44.455	52.278	32	48.002	52.379	27	45.353	51.923	44	37.134	51.712
13	42.439	53.278	69	45.766	52.516	46	48.328	52.494				111	39.657	51.558
17	46.347	52.646	13	46.742	52.690							9	39.835	51.190
												27	46.954	51.689

Weather / Track : Cloudy / Dry

Ford Power Live - Brands Hatch - 18th/19th September 2021

Creative Funding Solutions Sports 2000 Championship

RACE 8 - LAP CHART

LAP 11 @ 16:51:09.356			LAP 12 @ 16:51:58.257			LAP 13 @ 16:52:46.304			LAP 14 @ 16:54:18.703			LAP 15 @ 16:56:25.512		
NO	BEHIND	LAP TIME	NO	BEHIND	LAP TIME	NO	BEHIND	LAP TIME	NO	BEHIND	LAP TIME	NO	BEHIND	LAP TIME
91		48.246	91		48.901	91		48.047	91		1:32.399	91		2:06.809
26	3.968	49.373	27	1 Lap	52.260	26	5.421	49.425	26	1.035	1:28.013	26	0.527	2:06.301
1	4.913	49.712	26	4.043	48.976	1	5.763	49.060	1	1.550	1:28.186	1	1.105	2:06.364
32	1 Lap	52.532	1	4.750	48.738	27	1 Lap	52.280	27	1 Lap	1:28.424	27	1 Lap	2:06.385
46	1 Lap	52.833	32	1 Lap	51.798	46	1 Lap	53.146	46	1 Lap	1:20.845	46	1 Lap	2:06.260
69	1 Lap	52.307	46	1 Lap	52.364	41	15.674	51.569	41	4.389	1:21.114	41	3.683	2:06.103
13	1 Lap	52.868	69	1 Lap	52.203	3	16.930	52.351	3	4.944	1:20.413	3	4.740	2:06.605
103	1 Lap	55.791	41	12.152	49.437	69	1 Lap	54.966	69	1 Lap	1:20.792	69	1 Lap	2:06.339
41	11.616	49.535	13	1 Lap	52.443	13	1 Lap	54.276	13	1 Lap	1:21.081	13	1 Lap	2:06.149
3	12.271	49.646	3	12.626	49.256	21	19.443	52.228	21	9.282	1:22.238	21	8.022	2:05.549
21	13.909	49.701	21	15.262	50.254	8	20.291	52.459	8	11.542	1:23.650	8	9.331	2:04.598
8	15.240	50.606	8	15.879	49.540	103	1 Lap	56.712	103	1 Lap	1:19.515	103	1 Lap	2:04.942
17	1 Lap	54.122	103	1 Lap	54.957	17	1 Lap	54.273	17	1 Lap	1:19.637	17	1 Lap	2:05.507
4	19.903	50.177	17	1 Lap	52.777	4	26.153	52.739	4	14.113	1:20.359	4	13.034	2:05.730
148	20.302	50.165	4	21.461	50.459	148	26.706	52.951	148	15.497	1:21.190	148	14.950	2:06.262
73	26.144	50.895	148	21.802	50.401	73	31.671	52.114	73	16.839	1:17.567	73	17.457	2:07.427
77	26.358	50.681	73	27.604	50.361	28	32.140	51.638	28	18.027	1:18.286	28	18.007	2:06.789
28	26.776	50.647	28	28.549	50.674	77	34.647	52.925	77	18.736	1:16.488	77	18.887	2:06.960
88	28.527	51.888	77	29.769	52.312	88	35.906	53.951	88	20.261	1:16.754	88	21.541	2:08.089
12	1 Lap	56.091	88	30.002	50.376	34	38.325	52.181	34	21.003	1:15.077	34	22.668	2:08.474
34	32.471	52.168	34	34.191	50.621	12	1 Lap	56.792	12	1 Lap	1:09.923	12	1 Lap	2:07.826
54	1 Lap	57.616	12	1 Lap	54.738	54	1 Lap	57.330	54	1 Lap	1:08.850	54	1 Lap	2:07.284
6	39.116	51.247	54	1 Lap	53.776	6	48.245	54.599	6	24.929	1:09.083	6	25.465	2:07.345
44	39.874	50.986	6	41.693	51.478	44	50.225	55.787	44	25.918	1:08.092	44	26.308	2:07.199
111	43.682	52.271	44	42.485	51.512	111	54.162	55.848	111	27.209	1:05.446	111	27.013	2:06.613
9	43.831	52.242	111	46.361	51.580	9	54.476	55.915	9	28.022	1:05.945	9	27.578	2:06.365
			9	46.608	51.678									

Weather / Track : Cloudy / Dry

Ford Power Live - Brands Hatch - 18th/19th September 2021

Creative Funding Solutions Sports 2000 Championship

RACE 8 - LAP CHART

LAP 16 @ 16:58:39.747			LAP 17 @ 17:00:04.848			LAP 18 @ 17:01:07.350			LAP 19 @ 17:01:55.841			LAP 20 @ 17:02:43.990		
NO	BEHIND	LAP TIME	NO	BEHIND	LAP TIME	NO	BEHIND	LAP TIME	NO	BEHIND	LAP TIME	NO	BEHIND	LAP TIME
91		2:14.235	91		1:25.101	91		1:02.502	91		48.491	91		48.149
26	0.640	2:14.348	26	0.421	1:24.882	26	0.163	1:02.244	26	0.981	49.309	26	1.896	49.064
1	1.048	2:14.178	1	1.270	1:25.323	1	0.542	1:01.774	1	1.375	49.324	1	2.418	49.192
27	1 Lap	2:14.845	27	1 Lap	1:24.426	27	1 Lap	1:03.429	41	4.786	49.936	41	5.965	49.328
46	1 Lap	2:14.582	46	1 Lap	1:24.136	46	1 Lap	1:03.380	3	6.096	50.817	3	7.300	49.353
41	4.058	2:14.610	41	3.098	1:24.141	41	3.341	1:02.745	27	1 Lap	52.319	21	9.643	50.312
3	4.792	2:14.287	3	3.683	1:23.992	3	3.770	1:02.589	21	7.480	50.483	8	10.270	49.890
69	1 Lap	2:14.309	69	1 Lap	1:23.686	69	1 Lap	1:02.835	46	1 Lap	53.594	27	1 Lap	52.607
13	1 Lap	2:14.354	13	1 Lap	1:23.218	13	1 Lap	1:02.815	8	8.529	51.215	46	1 Lap	53.260
21	7.426	2:13.639	21	5.633	1:23.308	21	5.488	1:02.357	69	1 Lap	53.503	4	14.028	50.661
8	8.293	2:13.197	8	5.682	1:22.490	8	5.805	1:02.625	4	11.516	51.832	69	1 Lap	52.599
103	1 Lap	2:12.897	103	1 Lap	1:22.558	103	1 Lap	1:03.013	13	1 Lap	54.838	73	14.737	51.068
17	1 Lap	2:12.592	17	1 Lap	1:21.632	17	1 Lap	1:03.925	73	11.818	51.803	148	15.201	51.335
4	11.403	2:12.604	148	7.731	1:19.852	4	8.175	1:02.899	103	1 Lap	53.442	28	16.199	51.960
148	12.980	2:12.265	4	7.778	1:21.476	148	8.342	1:03.113	148	12.015	52.164	77	17.178	52.044
73	13.775	2:10.553	73	9.125	1:20.451	73	8.506	1:01.883	28	12.388	52.252	88	17.361	51.366
28	14.537	2:10.765	28	9.365	1:19.929	28	8.627	1:01.764	77	13.283	52.190	13	1 Lap	53.940
77	15.324	2:10.672	77	10.946	1:20.723	77	9.584	1:01.140	88	14.144	52.591	34	17.667	51.319
88	18.224	2:10.918	88	12.758	1:19.635	88	10.044	59.788	34	14.497	52.520	103	1 Lap	55.435
34	18.957	2:10.524	34	12.908	1:19.052	34	10.468	1:00.062	17	1 Lap	55.063	17	1 Lap	53.424
12	1 Lap	2:10.972	12	1 Lap	1:19.952	12	1 Lap	1:00.040	6	17.442	52.232	6	21.106	51.813
54	1 Lap	2:10.944	54	1 Lap	1:20.149	54	1 Lap	59.715	44	18.116	52.770	44	21.622	51.655
6	22.409	2:11.179	6	16.440	1:19.132	6	13.701	59.763	111	19.390	53.704	111	22.297	51.056
44	23.589	2:11.516	44	17.463	1:18.975	44	13.837	58.876	9	19.736	53.417	9	22.815	51.228
111	24.510	2:11.732	111	17.729	1:18.320	111	14.177	58.950	12	1 Lap	56.294	54	1 Lap	54.340
9	25.181	2:11.838	9	18.076	1:17.996	9	14.810	59.236	54	1 Lap	55.560	12	1 Lap	54.554

Weather / Track : Cloudy / Dry

Brands Hatch Indy
 Circuit Length = 1.2079 miles
 Start: 16:42 Flag 17:02 End: 17:03

Ford Power Live - Brands Hatch - 18th/19th September 2021

Creative Funding Solutions Sports 2000 Championship

RACE 8 - LAP ANALYSIS

DIFF = Difference To Personal Best Lap

P1 91 Joshua LAW				
LAP	LAP TIME	DIFF	MPH	TIME OF DAY
1 -	53.882	6.004	80.70	16:43:03.605
2 -	48.221	0.343	90.18	16:43:51.826
3 -	47.878 (1)		90.82	16:44:39.704
4 -	47.892 (2)	0.014	90.80	16:45:27.596
5 -	47.931 (3)	0.053	90.72	16:46:15.527
6 -	49.326	1.448	88.16	16:47:04.853
7 -	48.387	0.509	89.87	16:47:53.240
8 -	48.621	0.743	89.43	16:48:41.861
9 -	49.161	1.283	88.45	16:49:31.022
10 -	50.088	2.210	86.81	16:50:21.110
11 -	48.246	0.368	90.13	16:51:09.356
12 -	48.901	1.023	88.92	16:51:58.257
13 -	48.047	0.169	90.50	16:52:46.304
14 -	1:32.399	44.521	47.06	16:54:18.703
15 -	2:06.809	1:18.931	34.29	16:56:25.512
16 -	2:14.235	1:26.357	32.39	16:58:39.747
17 -	1:25.101	37.223	51.09	17:00:04.848
18 -	1:02.502	14.624	69.57	17:01:07.350
19 -	48.491	0.613	89.67	17:01:55.841
20 -	48.149	0.271	90.31	17:02:43.990

P2 26 Tom STOTEN				
LAP	LAP TIME	DIFF	MPH	TIME OF DAY
1 -	54.811	6.402	79.33	16:43:04.534
2 -	48.980	0.571	88.78	16:43:53.514
3 -	48.552	0.143	89.56	16:44:42.066
4 -	48.465 (2)	0.056	89.72	16:45:30.531
5 -	48.541	0.132	89.58	16:46:19.072
6 -	48.409 (1)		89.83	16:47:07.481
7 -	49.708	1.299	87.48	16:47:57.189
8 -	48.493 (3)	0.084	89.67	16:48:45.682
9 -	48.809	0.400	89.09	16:49:34.491
10 -	49.460	1.051	87.92	16:50:23.951
11 -	49.373	0.964	88.07	16:51:13.324
12 -	48.976	0.567	88.79	16:52:02.300
13 -	49.425	1.016	87.98	16:52:51.725
14 -	1:28.013	39.604	49.40	16:54:19.738
15 -	2:06.301	1:17.892	34.43	16:56:26.039
16 -	2:14.348	1:25.939	32.36	16:58:40.387
17 -	1:24.882	36.473	51.23	17:00:05.269
18 -	1:02.244	13.835	69.86	17:01:07.513
19 -	49.309	0.900	88.19	17:01:56.822
20 -	49.064	0.655	88.63	17:02:45.886

P3 1 Michael GIBBINS				
LAP	LAP TIME	DIFF	MPH	TIME OF DAY
1 -	55.669	7.274	78.11	16:43:05.392
2 -	48.817	0.422	89.07	16:43:54.209
3 -	48.529 (3)	0.134	89.60	16:44:42.738
4 -	48.395 (1)		89.85	16:45:31.133
5 -	48.552	0.157	89.56	16:46:19.685
6 -	48.465 (2)	0.070	89.72	16:47:08.150
7 -	49.440	1.045	87.95	16:47:57.590
8 -	48.849	0.454	89.02	16:48:46.439
9 -	48.995	0.600	88.75	16:49:35.434
10 -	49.123	0.728	88.52	16:50:24.557
11 -	49.712	1.317	87.47	16:51:14.269
12 -	48.738	0.343	89.22	16:52:03.007
13 -	49.060	0.665	88.63	16:52:52.067
14 -	1:28.186	39.791	49.31	16:54:20.253

DIFF = Difference To Personal Best Lap

15 -	2:06.364	1:17.969	34.41	16:56:26.617
16 -	2:14.178	1:25.783	32.40	16:58:40.795
17 -	1:25.323	36.928	50.96	17:00:06.118
18 -	1:01.774	13.379	70.39	17:01:07.892
19 -	49.324	0.929	88.16	17:01:57.216
20 -	49.192	0.797	88.40	17:02:46.408

P4 41 Giles BILLINGSLEY				
LAP	LAP TIME	DIFF	MPH	TIME OF DAY
1 -	56.145	7.002	77.45	16:43:05.868
2 -	49.441	0.298	87.95	16:43:55.309
3 -	49.385	0.242	88.05	16:44:44.694
4 -	49.359	0.216	88.10	16:45:34.053
5 -	49.293 (3)	0.150	88.21	16:46:23.346
6 -	49.451	0.308	87.93	16:47:12.797
7 -	49.525	0.382	87.80	16:48:02.322
8 -	50.708	1.565	85.75	16:48:53.030
9 -	49.264 (2)	0.121	88.27	16:49:42.294
10 -	49.143 (1)		88.48	16:50:31.437
11 -	49.535	0.392	87.78	16:51:20.972
12 -	49.437	0.294	87.96	16:52:10.409
13 -	51.569	2.426	84.32	16:53:01.978
14 -	1:21.114	31.971	53.61	16:54:23.092
15 -	2:06.103	1:16.960	34.48	16:56:29.195
16 -	2:14.610	1:25.467	32.30	16:58:43.805
17 -	1:24.141	34.998	51.68	17:00:07.946
18 -	1:02.745	13.602	69.30	17:01:10.691
19 -	49.936	0.793	87.08	17:02:00.627
20 -	49.328	0.185	88.15	17:02:49.955

P5 3 Dominic LESNIEWSKI				
LAP	LAP TIME	DIFF	MPH	TIME OF DAY
1 -	57.139	8.191	76.10	16:43:06.862
2 -	50.038	1.090	86.90	16:43:56.900
3 -	48.948 (1)		88.84	16:44:45.848
4 -	49.333	0.385	88.14	16:45:35.181
5 -	49.187	0.239	88.40	16:46:24.368
6 -	48.980 (2)	0.032	88.78	16:47:13.348
7 -	49.163 (3)	0.215	88.45	16:48:02.511
8 -	50.778	1.830	85.63	16:48:53.289
9 -	49.438	0.490	87.96	16:49:42.727
10 -	49.254	0.306	88.28	16:50:31.981
11 -	49.646	0.698	87.59	16:51:21.627
12 -	49.256	0.308	88.28	16:52:10.883
13 -	52.351	3.403	83.06	16:53:03.234
14 -	1:20.413	31.465	54.07	16:54:23.647
15 -	2:06.605	1:17.657	34.34	16:56:30.252
16 -	2:14.287	1:25.339	32.38	16:58:44.539
17 -	1:23.992	35.044	51.77	17:00:08.531
18 -	1:02.589	13.641	69.47	17:01:11.120
19 -	50.817	1.869	85.57	17:02:01.937
20 -	49.353	0.405	88.11	17:02:51.290

P6 21 Richard JOHNSON				
LAP	LAP TIME	DIFF	MPH	TIME OF DAY
1 -	56.570	7.060	76.87	16:43:06.293
2 -	49.835	0.325	87.26	16:43:56.128
3 -	49.510 (1)		87.83	16:44:45.638
4 -	49.671	0.161	87.54	16:45:35.309
5 -	49.782	0.272	87.35	16:46:25.091
6 -	49.604 (3)	0.094	87.66	16:47:14.695
7 -	49.587 (2)	0.077	87.69	16:48:04.282

Brands Hatch Indy

Circuit Length = 1.2079 miles

Start: 16:42 Flag 17:02 End: 17:03

Weather / Track : Cloudy / Dry

Ford Power Live - Brands Hatch - 18th/19th September 2021

Creative Funding Solutions Sports 2000 Championship

RACE 8 - LAP ANALYSIS

DIFF = Difference To Personal Best Lap

8 -	49.799	0.289	87.32	16:48:54.081
9 -	49.770	0.260	87.37	16:49:43.851
10 -	49.713	0.203	87.47	16:50:33.564
11 -	49.701	0.191	87.49	16:51:23.265
12 -	50.254	0.744	86.53	16:52:13.519
13 -	52.228	2.718	83.26	16:53:05.747
14 -	1:22.238	32.728	52.87	16:54:27.985
15 -	2:05.549	1:16.039	34.63	16:56:33.534
16 -	2:13.639	1:24.129	32.53	16:58:47.173
17 -	1:23.308	33.798	52.19	17:00:10.481
18 -	1:02.357	12.847	69.73	17:01:12.838
19 -	50.483	0.973	86.13	17:02:03.321
20 -	50.312	0.802	86.43	17:02:53.633

P7 8 David HOUGHTON

LAP	LAP TIME	DIFF	MPH	TIME OF DAY
1 -	56.781	7.489	76.58	16:43:06.504
2 -	50.617	1.325	85.91	16:43:57.121
3 -	49.292 (1)		88.22	16:44:46.413
4 -	49.578	0.286	87.71	16:45:35.991
5 -	49.659	0.367	87.56	16:46:25.650
6 -	49.366 (2)	0.074	88.08	16:47:15.016
7 -	49.628	0.336	87.62	16:48:04.644
8 -	49.741	0.449	87.42	16:48:54.385
9 -	49.809	0.517	87.30	16:49:44.194
10 -	49.796	0.504	87.32	16:50:33.990
11 -	50.606	1.314	85.93	16:51:24.596
12 -	49.540 (3)	0.248	87.77	16:52:14.136
13 -	52.459	3.167	82.89	16:53:06.595
14 -	1:23.650	34.358	51.98	16:54:30.245
15 -	2:04.598	1:15.306	34.90	16:56:34.843
16 -	2:13.197	1:23.905	32.64	16:58:48.040
17 -	1:22.490	33.198	52.71	17:00:10.530
18 -	1:02.625	13.333	69.43	17:01:13.155
19 -	51.215	1.923	84.90	17:02:04.370
20 -	49.890	0.598	87.16	17:02:54.260

P8 4 Nick BATES

LAP	LAP TIME	DIFF	MPH	TIME OF DAY
1 -	58.214	8.522	74.70	16:43:07.937
2 -	50.671	0.979	85.82	16:43:58.608
3 -	50.091	0.399	86.81	16:44:48.699
4 -	49.825 (2)	0.133	87.27	16:45:38.524
5 -	49.876	0.184	87.18	16:46:28.400
6 -	49.850 (3)	0.158	87.23	16:47:18.250
7 -	49.692 (1)		87.51	16:48:07.942
8 -	49.941	0.249	87.07	16:48:57.883
9 -	51.089	1.397	85.11	16:49:48.972
10 -	50.110	0.418	86.78	16:50:39.082
11 -	50.177	0.485	86.66	16:51:29.259
12 -	50.459	0.767	86.18	16:52:19.718
13 -	52.739	3.047	82.45	16:53:12.457
14 -	1:20.359	30.667	54.11	16:54:32.816
15 -	2:05.730	1:16.038	34.58	16:56:38.546
16 -	2:12.604	1:22.912	32.79	16:58:51.150
17 -	1:21.476	31.784	53.37	17:00:12.626
18 -	1:02.899	13.207	69.13	17:01:15.525
19 -	51.832	2.140	83.89	17:02:07.357
20 -	50.661	0.969	85.83	17:02:58.018

DIFF = Difference To Personal Best Lap

P9 73 Ashley LAW				
LAP	LAP TIME	DIFF	MPH	TIME OF DAY
1 -	59.337	9.033	73.28	16:43:09.060
2 -	50.993	0.689	85.27	16:44:00.053
3 -	50.750	0.446	85.68	16:44:50.803
4 -	50.740	0.436	85.70	16:45:41.543
5 -	50.361 (3)	0.057	86.34	16:46:31.904
6 -	50.622	0.318	85.90	16:47:22.526
7 -	50.304 (1)		86.44	16:48:12.830
8 -	50.516	0.212	86.08	16:49:03.346
9 -	50.333 (2)	0.029	86.39	16:49:53.679
10 -	50.926	0.622	85.39	16:50:44.605
11 -	50.895	0.591	85.44	16:51:35.500
12 -	50.361 (3)	0.057	86.34	16:52:25.861
13 -	52.114	1.810	83.44	16:53:17.975
14 -	1:17.567	27.263	56.06	16:54:35.542
15 -	2:07.427	1:17.123	34.12	16:56:42.969
16 -	2:10.553	1:20.249	33.30	16:58:53.522
17 -	1:20.451	30.147	54.05	17:00:13.973
18 -	1:01.883	11.579	70.27	17:01:15.856
19 -	51.803	1.499	83.94	17:02:07.659
20 -	51.068	0.764	85.15	17:02:58.727

P10 148 Andy CHITTENDEN

LAP	LAP TIME	DIFF	MPH	TIME OF DAY
1 -	58.713	8.988	74.06	16:43:08.436
2 -	50.783	1.058	85.63	16:43:59.219
3 -	50.207	0.482	86.61	16:44:49.426
4 -	50.018	0.293	86.94	16:45:39.444
5 -	50.066	0.341	86.85	16:46:29.510
6 -	49.799 (2)	0.074	87.32	16:47:19.309
7 -	49.725 (1)		87.45	16:48:09.034
8 -	50.149	0.424	86.71	16:48:59.183
9 -	50.399	0.674	86.28	16:49:49.582
10 -	49.911 (3)	0.186	87.12	16:50:39.493
11 -	50.165	0.440	86.68	16:51:29.658
12 -	50.401	0.676	86.28	16:52:20.059
13 -	52.951	3.226	82.12	16:53:13.010
14 -	1:21.190	31.465	53.56	16:54:34.200
15 -	2:06.262	1:16.537	34.44	16:56:40.462
16 -	2:12.265	1:22.540	32.87	16:58:52.727
17 -	1:19.852	30.127	54.45	17:00:12.579
18 -	1:03.113	13.388	68.90	17:01:15.692
19 -	52.164	2.439	83.36	17:02:07.856
20 -	51.335	1.610	84.71	17:02:59.191

P11 28 John OWEN

LAP	LAP TIME	DIFF	MPH	TIME OF DAY
1 -	59.648	9.257	72.90	16:43:09.371
2 -	50.818	0.427	85.57	16:44:00.189
3 -	51.164	0.773	84.99	16:44:51.353
4 -	50.623	0.232	85.90	16:45:41.976
5 -	50.414 (2)	0.023	86.25	16:46:32.390
6 -	50.391 (1)		86.29	16:47:22.781
7 -	50.566	0.175	85.99	16:48:13.347
8 -	50.613	0.222	85.91	16:49:03.960
9 -	50.438 (3)	0.047	86.21	16:49:54.398
10 -	51.087	0.696	85.12	16:50:45.485
11 -	50.647	0.256	85.86	16:51:36.132
12 -	50.674	0.283	85.81	16:52:26.806
13 -	51.638	1.247	84.21	16:53:18.444
14 -	1:18.286	27.895	55.54	16:54:36.730

Brands Hatch Indy

Circuit Length = 1.2079 miles

Start: 16:42 Flag 17:02 End: 17:03

Weather / Track : Cloudy / Dry

Ford Power Live - Brands Hatch - 18th/19th September 2021

Creative Funding Solutions Sports 2000 Championship

RACE 8 - LAP ANALYSIS

DIFF = Difference To Personal Best Lap

15 -	2:06.789	1:16.398	34.29	16:56:43.519
16 -	2:10.765	1:20.374	33.25	16:58:54.284
17 -	1:19.929	29.538	54.40	17:00:14.213
18 -	1:01.764	11.373	70.40	17:01:15.977
19 -	52.252	1.861	83.22	17:02:08.229
20 -	51.960	1.569	83.69	17:03:00.189

P12 77 Tony BARWELL

LAP	LAP TIME	DIFF	MPH	TIME OF DAY
1 -	1:00.473	10.256	71.90	16:43:10.196
2 -	50.553	0.336	86.02	16:44:00.749
3 -	50.900	0.683	85.43	16:44:51.649
4 -	50.589	0.372	85.95	16:45:42.238
5 -	50.576	0.359	85.98	16:46:32.814
6 -	50.607	0.390	85.92	16:47:23.421
7 -	50.217 (1)		86.59	16:48:13.638
8 -	50.647	0.430	85.86	16:49:04.285
9 -	50.415 (3)	0.198	86.25	16:49:54.700
10 -	50.333 (2)	0.116	86.39	16:50:45.033
11 -	50.681	0.464	85.80	16:51:35.714
12 -	52.312	2.095	83.12	16:52:28.026
13 -	52.925	2.708	82.16	16:53:20.951
14 -	1:16.488	26.271	56.85	16:54:37.439
15 -	2:06.960	1:16.743	34.25	16:56:44.399
16 -	2:10.672	1:20.455	33.27	16:58:55.071
17 -	1:20.723	30.506	53.87	17:00:15.794
18 -	1:01.140	10.923	71.12	17:01:16.934
19 -	52.190	1.973	83.32	17:02:09.124
20 -	52.044	1.827	83.55	17:03:01.168

P13 88 Peter WILLIAMS

LAP	LAP TIME	DIFF	MPH	TIME OF DAY
1 -	1:00.868	10.759	71.44	16:43:10.591
2 -	50.764	0.655	85.66	16:44:01.355
3 -	50.701	0.592	85.76	16:44:52.056
4 -	50.814	0.705	85.57	16:45:42.870
5 -	50.640	0.531	85.87	16:46:33.510
6 -	50.109 (1)		86.78	16:47:23.619
7 -	50.592	0.483	85.95	16:48:14.211
8 -	50.699	0.590	85.77	16:49:04.910
9 -	50.509 (3)	0.400	86.09	16:49:55.419
10 -	50.576	0.467	85.98	16:50:45.995
11 -	51.888	1.779	83.80	16:51:37.883
12 -	50.376 (2)	0.267	86.32	16:52:28.259
13 -	53.951	3.842	80.60	16:53:22.210
14 -	1:16.754	26.645	56.65	16:54:38.964
15 -	2:08.089	1:17.980	33.94	16:56:47.053
16 -	2:10.918	1:20.809	33.21	16:58:57.971
17 -	1:19.635	29.526	54.60	17:00:17.606
18 -	59.788	9.679	72.73	17:01:17.394
19 -	52.591	2.482	82.68	17:02:09.985
20 -	51.366	1.257	84.65	17:03:01.351

P14 34 Roger DONNAN

LAP	LAP TIME	DIFF	MPH	TIME OF DAY
1 -	1:05.213	15.137	66.68	16:43:14.936
2 -	51.756	1.680	84.02	16:44:06.692
3 -	50.165 (3)	0.089	86.68	16:44:56.857
4 -	50.855	0.779	85.50	16:45:47.712
5 -	51.130	1.054	85.04	16:46:38.842
6 -	50.206	0.130	86.61	16:47:29.048
7 -	50.238	0.162	86.56	16:48:19.286

DIFF = Difference To Personal Best Lap

8 -	50.100 (2)	0.024	86.79	16:49:09.386
9 -	50.076 (1)		86.84	16:49:59.462
10 -	50.197	0.121	86.63	16:50:49.659
11 -	52.168	2.092	83.35	16:51:41.827
12 -	50.621	0.545	85.90	16:52:32.448
13 -	52.181	2.105	83.33	16:53:24.629
14 -	1:15.077	25.001	57.92	16:54:39.706
15 -	2:08.474	1:18.398	33.84	16:56:48.180
16 -	2:10.524	1:20.448	33.31	16:58:58.704
17 -	1:19.052	28.976	55.00	17:00:17.756
18 -	1:00.062	9.986	72.40	17:01:17.818
19 -	52.520	2.444	82.79	17:02:10.338
20 -	51.319	1.243	84.73	17:03:01.657

P15 6 Nik JOHNSON

LAP	LAP TIME	DIFF	MPH	TIME OF DAY
1 -	1:02.239	10.992	69.86	16:43:11.962
2 -	52.347	1.100	83.07	16:44:04.309
3 -	51.423	0.176	84.56	16:44:55.732
4 -	51.435	0.188	84.54	16:45:47.167
5 -	51.519	0.272	84.40	16:46:38.686
6 -	52.810	1.563	82.34	16:47:31.496
7 -	51.579	0.332	84.30	16:48:23.075
8 -	51.342 (2)	0.095	84.69	16:49:14.417
9 -	51.383 (3)	0.136	84.63	16:50:05.800
10 -	51.425	0.178	84.56	16:50:57.225
11 -	51.247 (1)		84.85	16:51:48.472
12 -	51.478	0.231	84.47	16:52:39.950
13 -	54.599	3.352	79.64	16:53:34.549
14 -	1:09.083	17.836	62.94	16:54:43.632
15 -	2:07.345	1:16.098	34.14	16:56:50.977
16 -	2:11.179	1:19.932	33.15	16:59:02.156
17 -	1:19.132	27.885	54.95	17:00:21.288
18 -	59.763	8.516	72.76	17:01:21.051
19 -	52.232	0.985	83.25	17:02:13.283
20 -	51.813	0.566	83.92	17:03:05.096

P16 44 John ILEY

LAP	LAP TIME	DIFF	MPH	TIME OF DAY
1 -	1:02.412	11.426	69.67	16:43:12.135
2 -	52.416	1.430	82.96	16:44:04.551
3 -	51.752	0.766	84.02	16:44:56.303
4 -	51.935	0.949	83.73	16:45:48.238
5 -	51.100 (2)	0.114	85.09	16:46:39.338
6 -	52.300	1.314	83.14	16:47:31.638
7 -	51.656	0.670	84.18	16:48:23.294
8 -	51.711	0.725	84.09	16:49:15.005
9 -	51.527	0.541	84.39	16:50:06.532
10 -	51.712	0.726	84.09	16:50:58.244
11 -	50.986 (1)		85.29	16:51:49.230
12 -	51.512 (3)	0.526	84.41	16:52:40.742
13 -	55.787	4.801	77.95	16:53:36.529
14 -	1:08.092	17.106	63.86	16:54:44.621
15 -	2:07.199	1:16.213	34.18	16:56:51.820
16 -	2:11.516	1:20.530	33.06	16:59:03.336
17 -	1:18.975	27.989	55.06	17:00:22.311
18 -	58.876	7.890	73.86	17:01:21.187
19 -	52.770	1.784	82.40	17:02:13.957
20 -	51.655	0.669	84.18	17:03:05.612

Weather / Track : Cloudy / Dry

Brands Hatch Indy

Circuit Length = 1.2079 miles

Start: 16:42 Flag 17:02 End: 17:03

Ford Power Live - Brands Hatch - 18th/19th September 2021

Creative Funding Solutions Sports 2000 Championship

RACE 8 - LAP ANALYSIS

DIFF = Difference To Personal Best Lap

P17 111 Grant GIBSON				
LAP	LAP TIME	DIFF	MPH	TIME OF DAY
1 -	1:05.716	14.982	66.17	16:43:15.439
2 -	53.267	2.533	81.63	16:44:08.706
3 -	51.422	0.688	84.56	16:45:00.128
4 -	51.711	0.977	84.09	16:45:51.839
5 -	51.296 (3)	0.562	84.77	16:46:43.135
6 -	51.590	0.856	84.29	16:47:34.725
7 -	52.281	1.547	83.17	16:48:27.006
8 -	50.734 (1)		85.71	16:49:17.740
9 -	51.469	0.735	84.48	16:50:09.209
10 -	51.558	0.824	84.34	16:51:00.767
11 -	52.271	1.537	83.19	16:51:53.038
12 -	51.580	0.846	84.30	16:52:44.618
13 -	55.848	5.114	77.86	16:53:40.466
14 -	1:05.446	14.712	66.44	16:54:45.912
15 -	2:06.613	1:15.879	34.34	16:56:52.525
16 -	2:11.732	1:20.998	33.01	16:59:04.257
17 -	1:18.320	27.586	55.52	17:00:22.577
18 -	58.950	8.216	73.76	17:01:21.527
19 -	53.704	2.970	80.97	17:02:15.231
20 -	51.056 (2)	0.322	85.17	17:03:06.287

P18 9 Andrew BUTLER				
LAP	LAP TIME	DIFF	MPH	TIME OF DAY
1 -	1:04.603	13.515	67.31	16:43:14.326
2 -	52.930	1.842	82.15	16:44:07.256
3 -	51.875	0.787	83.82	16:44:59.131
4 -	51.725	0.637	84.07	16:45:50.856
5 -	51.958	0.870	83.69	16:46:42.814
6 -	51.491	0.403	84.45	16:47:34.305
7 -	53.123	2.035	81.85	16:48:27.428
8 -	51.239	0.151	84.86	16:49:18.667
9 -	51.088 (1)		85.11	16:50:09.755
10 -	51.190 (2)	0.102	84.95	16:51:00.945
11 -	52.242	1.154	83.23	16:51:53.187
12 -	51.678	0.590	84.14	16:52:44.865
13 -	55.915	4.827	77.77	16:53:40.780
14 -	1:05.945	14.857	65.94	16:54:46.725
15 -	2:06.365	1:15.277	34.41	16:56:53.090
16 -	2:11.838	1:20.750	32.98	16:59:04.928
17 -	1:17.996	26.908	55.75	17:00:22.924
18 -	59.236	8.148	73.41	17:01:22.160
19 -	53.417	2.329	81.40	17:02:15.577
20 -	51.228 (3)	0.140	84.88	17:03:06.805

P19 27 Jon HARMER				
LAP	LAP TIME	DIFF	MPH	TIME OF DAY
1 -	1:10.128	18.439	62.00	16:43:19.851
2 -	51.847 (3)	0.158	83.87	16:44:11.698
3 -	52.063	0.374	83.52	16:45:03.761
4 -	51.981	0.292	83.65	16:45:55.742
5 -	52.184	0.495	83.33	16:46:47.926
6 -	52.230	0.541	83.25	16:47:40.156
7 -	52.479	0.790	82.86	16:48:32.635
8 -	51.817 (2)	0.128	83.92	16:49:24.452
9 -	51.923	0.234	83.75	16:50:16.375
10 -	51.689 (1)		84.13	16:51:08.064
11 -	52.260	0.571	83.21	16:52:00.324
12 -	52.280	0.591	83.17	16:52:52.604
13 -	1:28.424	36.735	49.17	16:54:21.028
14 -	2:06.385	1:14.696	34.40	16:56:27.413

DIFF = Difference To Personal Best Lap

15 -	2:14.845	1:23.156	32.24	16:58:42.258
16 -	1:24.426	32.737	51.50	17:00:06.684
17 -	1:03.429	11.740	68.55	17:01:10.113
18 -	52.319	0.630	83.11	17:02:02.432
19 -	52.607	0.918	82.66	17:02:55.039

P20 46 Trevor WELSH				
LAP	LAP TIME	DIFF	MPH	TIME OF DAY
1 -	1:12.277	19.999	60.16	16:43:22.000
2 -	53.033	0.755	81.99	16:44:15.033
3 -	52.616	0.338	82.64	16:45:07.649
4 -	52.839	0.561	82.29	16:46:00.488
5 -	52.433 (3)	0.155	82.93	16:46:52.921
6 -	52.496	0.218	82.83	16:47:45.417
7 -	52.278 (1)		83.18	16:48:37.695
8 -	52.494	0.216	82.84	16:49:30.189
9 -	52.885	0.607	82.22	16:50:23.074
10 -	52.833	0.555	82.30	16:51:15.907
11 -	52.364 (2)	0.086	83.04	16:52:08.271
12 -	53.146	0.868	81.82	16:53:01.417
13 -	1:20.845	28.567	53.78	16:54:22.262
14 -	2:06.260	1:13.982	34.44	16:56:28.522
15 -	2:14.582	1:22.304	32.31	16:58:43.104
16 -	1:24.136	31.858	51.68	17:00:07.240
17 -	1:03.380	11.102	68.61	17:01:10.620
18 -	53.594	1.316	81.13	17:02:04.214
19 -	53.260	0.982	81.64	17:02:57.474

P21 69 Nick HYETT				
LAP	LAP TIME	DIFF	MPH	TIME OF DAY
1 -	1:13.046	20.905	59.53	16:43:22.769
2 -	53.256	1.115	81.65	16:44:16.025
3 -	53.138	0.997	81.83	16:45:09.163
4 -	52.863	0.722	82.26	16:46:02.026
5 -	52.323	0.182	83.11	16:46:54.349
6 -	52.141 (1)		83.40	16:47:46.490
7 -	52.516	0.375	82.80	16:48:39.006
8 -	53.047	0.906	81.97	16:49:32.053
9 -	52.786	0.645	82.38	16:50:24.839
10 -	52.307 (3)	0.166	83.13	16:51:17.146
11 -	52.203 (2)	0.062	83.30	16:52:09.349
12 -	54.966	2.825	79.11	16:53:04.315
13 -	1:20.792	28.651	53.82	16:54:25.107
14 -	2:06.339	1:14.198	34.42	16:56:31.446
15 -	2:14.309	1:22.168	32.37	16:58:45.755
16 -	1:23.686	31.545	51.96	17:00:09.441
17 -	1:02.835	10.694	69.20	17:01:12.276
18 -	53.503	1.362	81.27	17:02:05.779
19 -	52.599	0.458	82.67	17:02:58.378

P22 13 Mike DODD				
LAP	LAP TIME	DIFF	MPH	TIME OF DAY
1 -	1:12.854	20.542	59.68	16:43:22.577
2 -	53.127	0.815	81.85	16:44:15.704
3 -	53.303	0.991	81.58	16:45:09.007
4 -	52.695	0.383	82.52	16:46:01.702
5 -	52.312 (1)		83.12	16:46:54.014
6 -	53.278	0.966	81.62	16:47:47.292
7 -	52.690	0.378	82.53	16:48:39.982
8 -	52.676 (3)	0.364	82.55	16:49:32.658
9 -	52.853	0.541	82.27	16:50:25.511
10 -	52.868	0.556	82.25	16:51:18.379

Weather / Track : Cloudy / Dry

Brands Hatch Indy
Circuit Length = 1.2079 miles
Start: 16:42 Flag 17:02 End: 17:03

Ford Power Live - Brands Hatch - 18th/19th September 2021

Creative Funding Solutions Sports 2000 Championship

RACE 8 - LAP ANALYSIS

DIFF = Difference To Personal Best Lap

11 -	52.443 (2)	0.131	82.92	16:52:10.822
12 -	54.276	1.964	80.12	16:53:05.098
13 -	1:21.081	28.769	53.63	16:54:26.179
14 -	2:06.149	1:13.837	34.47	16:56:32.328
15 -	2:14.354	1:22.042	32.36	16:58:46.682
16 -	1:23.218	30.906	52.25	17:00:09.900
17 -	1:02.815	10.503	69.22	17:01:12.715
18 -	54.838	2.526	79.29	17:02:07.553
19 -	53.940	1.628	80.61	17:03:01.493

P23 103 David GORST

LAP	LAP TIME	DIFF	MPH	TIME OF DAY
1 -	1:03.825	11.120	68.13	16:43:13.548
2 -	52.708 (2)	0.003	82.50	16:44:06.256
3 -	52.705 (1)		82.50	16:44:58.961
4 -	53.852	1.147	80.75	16:45:52.813
5 -	54.517	1.812	79.76	16:46:47.330
6 -	54.057	1.352	80.44	16:47:41.387
7 -	54.393	1.688	79.94	16:48:35.780
8 -	53.354 (3)	0.649	81.50	16:49:29.134
9 -	54.757	2.052	79.41	16:50:23.891
10 -	55.791	3.086	77.94	16:51:19.682
11 -	54.957	2.252	79.12	16:52:14.639
12 -	56.712	4.007	76.67	16:53:11.351
13 -	1:19.515	26.810	54.68	16:54:30.866
14 -	2:04.942	1:12.237	34.80	16:56:35.808
15 -	2:12.897	1:20.192	32.72	16:58:48.705
16 -	1:22.558	29.853	52.67	17:00:11.263
17 -	1:03.013	10.308	69.01	17:01:14.276
18 -	53.442	0.737	81.37	17:02:07.718
19 -	55.435	2.730	78.44	17:03:03.153

P24 17 Clive STEEPER

LAP	LAP TIME	DIFF	MPH	TIME OF DAY
1 -	1:14.881	22.235	58.07	16:43:24.604
2 -	54.634	1.988	79.59	16:44:19.238
3 -	53.296	0.650	81.59	16:45:12.534
4 -	53.321	0.675	81.55	16:46:05.855
5 -	52.699 (2)	0.053	82.51	16:46:58.554
6 -	52.646 (1)		82.60	16:47:51.200
7 -	53.394	0.748	81.44	16:48:44.594
8 -	53.645	0.999	81.06	16:49:38.239
9 -	52.738 (3)	0.092	82.45	16:50:30.977
10 -	54.122	1.476	80.34	16:51:25.099
11 -	52.777	0.131	82.39	16:52:17.876
12 -	54.273	1.627	80.12	16:53:12.149
13 -	1:19.637	26.991	54.60	16:54:31.786
14 -	2:05.507	1:12.861	34.64	16:56:37.293
15 -	2:12.592	1:19.946	32.79	16:58:49.885
16 -	1:21.632	28.986	53.27	17:00:11.517
17 -	1:03.925	11.279	68.02	17:01:15.442
18 -	55.063	2.417	78.97	17:02:10.505
19 -	53.424	0.778	81.39	17:03:03.929

P25 54 Joshua NEEDHAM

LAP	LAP TIME	DIFF	MPH	TIME OF DAY
1 -	1:16.446	22.671	56.88	16:43:26.169
2 -	55.502	1.727	78.35	16:44:21.671
3 -	54.979	1.204	79.09	16:45:16.650
4 -	54.684	0.909	79.52	16:46:11.334
5 -	55.194	1.419	78.78	16:47:06.528
6 -	54.920	1.145	79.18	16:48:01.448

DIFF = Difference To Personal Best Lap

7 -	54.935	1.160	79.15	16:48:56.383
8 -	55.068	1.293	78.96	16:49:51.451
9 -	53.775 (1)		80.86	16:50:45.226
10 -	57.616	3.841	75.47	16:51:42.842
11 -	53.776 (2)	0.001	80.86	16:52:36.618
12 -	57.330	3.555	75.85	16:53:33.948
13 -	1:08.850	15.075	63.16	16:54:42.798
14 -	2:07.284	1:13.509	34.16	16:56:50.082
15 -	2:10.944	1:17.169	33.20	16:59:01.026
16 -	1:20.149	26.374	54.25	17:00:21.175
17 -	59.715	5.940	72.82	17:01:20.890
18 -	55.560	1.785	78.26	17:02:16.450
19 -	54.340 (3)	0.565	80.02	17:03:10.790

P26 12 Nick BAILEY

LAP	LAP TIME	DIFF	MPH	TIME OF DAY
1 -	1:15.517	21.270	57.58	16:43:25.240
2 -	54.591	0.344	79.65	16:44:19.831
3 -	54.733	0.486	79.45	16:45:14.564
4 -	54.710	0.463	79.48	16:46:09.274
5 -	54.247 (1)		80.16	16:47:03.521
6 -	55.363	1.116	78.54	16:47:58.884
7 -	55.755	1.508	77.99	16:48:54.639
8 -	54.686	0.439	79.51	16:49:49.325
9 -	54.461 (2)	0.214	79.84	16:50:43.786
10 -	56.091	1.844	77.52	16:51:39.877
11 -	54.738	0.491	79.44	16:52:34.615
12 -	56.792	2.545	76.57	16:53:31.407
13 -	1:09.923	15.676	62.19	16:54:41.330
14 -	2:07.826	1:13.579	34.01	16:56:49.156
15 -	2:10.972	1:16.725	33.20	16:59:00.128
16 -	1:19.952	25.705	54.39	17:00:20.080
17 -	1:00.040	5.793	72.42	17:01:20.120
18 -	56.294	2.047	77.24	17:02:16.414
19 -	54.554 (3)	0.307	79.71	17:03:10.968

P27 32 Chris SNOWDON

LAP	LAP TIME	DIFF	MPH	TIME OF DAY
1 -	1:11.743	19.945	60.61	16:43:21.466
2 -	52.953	1.155	82.12	16:44:14.419
3 -	52.986	1.188	82.07	16:45:07.405
4 -	52.601	0.803	82.67	16:46:00.006
5 -	52.607	0.809	82.66	16:46:52.613
6 -	52.326 (2)	0.528	83.10	16:47:44.939
7 -	52.545	0.747	82.75	16:48:37.484
8 -	52.379 (3)	0.581	83.02	16:49:29.863
9 -	52.696	0.898	82.52	16:50:22.559
10 -	52.532	0.734	82.78	16:51:15.091
11 -	51.798 (1)		83.95	16:52:06.889

Weather / Track : Cloudy / Dry

Brands Hatch Indy
Circuit Length = 1.2079 miles
Start: 16:42 Flag 17:02 End: 17:03

Ford Power Live - Brands Hatch - 18th/19th September 2021

Creative Funding Solutions Sports 2000 Championship

RACE 8 - STATISTICS

Competitors Started 27
Planned Start 2021-09-18 @ 17:30:00.000
Actual Start 2021-09-18 @ 16:42:09.722
Finish Time 2021-09-18 @ 17:02:43.075
Track Length 1.2079mi.
Total Laps 523
Total Distance Covered 631.7555mi.

Session Fastest Lap History

NO	CL	NAME	LAP TIME	TIME OF DAY	LAP	VEHICLE
91	DA	Joshua LAW	53.882	16:43:03.622	1	MCR S2
91	DA	Joshua LAW	48.221	16:43:51.843	2	MCR S2
91	DA	Joshua LAW	47.878	16:44:39.721	3	MCR S2

Session Leader History

NO	CL	NAME	FROM LAP	LAPS LED	DISTANCE	VEHICLE
91	DA	Joshua LAW	1	20	24.15 miles	MCR S2

Flag History

TYPE	TIME OF DAY
GREEN	16:42:09.722
SAFETY	16:52:51.369
GREEN	17:01:06.218
FINISH	17:02:43.075

Flag Statistics

TYPE	COUNT	TOTAL LAPS	TOTAL TIME
Green	2	16	12:52.964
Red	0	0	0.000
Safety Car	1	4	8:14.849
FCY	0	0	0.000

Ford Power Live - Brands Hatch - 18th/19th September 2021

Creative Funding Solutions Sports 2000 Championship

RACE 8 - STATISTICS

CLASS : DA

12 Starters

Fastest Lap History

NO	NAME	LAP TIME	TIME OF DAY	LAP	VEHICLE
91	Joshua LAW	53.882	16:43:03.622	1	MCR S2
91	Joshua LAW	48.221	16:43:51.843	2	MCR S2
91	Joshua LAW	47.878	16:44:39.721	3	MCR S2

Leader History

NO	NAME	FROM LAP	LAPS LED	DISTANCE	VEHICLE
91	Joshua LAW	1	20	24.15 miles	MCR S2

Ford Power Live - Brands Hatch - 18th/19th September 2021

Creative Funding Solutions Sports 2000 Championship

RACE 8 - STATISTICS

CLASS : DB

4 Starters

Fastest Lap History

NO	NAME	LAP TIME	TIME OF DAY	LAP	VEHICLE
28	John OWEN	59.648	16:43:09.388	1	MCR S2
28	John OWEN	50.818	16:44:00.204	2	MCR S2
28	John OWEN	50.623	16:45:41.991	4	MCR S2
28	John OWEN	50.414	16:46:32.407	5	MCR S2
28	John OWEN	50.391	16:47:22.796	6	MCR S2

Leader History

NO	NAME	FROM LAP	LAPS LED	DISTANCE	VEHICLE
28	John OWEN	1	20	24.15 miles	MCR S2

Ford Power Live - Brands Hatch - 18th/19th September 2021

Creative Funding Solutions Sports 2000 Championship

RACE 8 - STATISTICS

CLASS : DDB

3 Starters

Fastest Lap History

NO	NAME	LAP TIME	TIME OF DAY	LAP	VEHICLE
41	Giles BILLINGSLEY	56.145	16:43:05.885	1	MCR S2
41	Giles BILLINGSLEY	49.441	16:43:55.326	2	MCR S2
41	Giles BILLINGSLEY	49.385	16:44:44.711	3	MCR S2
41	Giles BILLINGSLEY	49.359	16:45:34.070	4	MCR S2
41	Giles BILLINGSLEY	49.293	16:46:23.363	5	MCR S2
41	Giles BILLINGSLEY	49.264	16:49:42.311	9	MCR S2
41	Giles BILLINGSLEY	49.143	16:50:31.453	10	MCR S2

Leader History

NO	NAME	FROM LAP	LAPS LED	DISTANCE	VEHICLE
41	Giles BILLINGSLEY	1	20	24.15 miles	MCR S2

Ford Power Live - Brands Hatch - 18th/19th September 2021

Creative Funding Solutions Sports 2000 Championship

RACE 8 - STATISTICS

CLASS : P

2 Starters

Fastest Lap History

NO	NAME	LAP TIME	TIME OF DAY	LAP	VEHICLE
69	Nick HYETT	1:13.046	16:43:22.715	1	Lola 88/90
69	Nick HYETT	53.256	16:44:16.041	2	Lola 88/90
69	Nick HYETT	53.138	16:45:09.109	3	Lola 88/90
69	Nick HYETT	52.863	16:46:02.042	4	Lola 88/90
69	Nick HYETT	52.323	16:46:54.366	5	Lola 88/90
69	Nick HYETT	52.141	16:47:46.506	6	Lola 88/90

Leader History

NO	NAME	FROM LAP	LAPS LED	DISTANCE	VEHICLE
69	Nick HYETT	1	19	22.95 miles	Lola 88/90

Ford Power Live - Brands Hatch - 18th/19th September 2021

Creative Funding Solutions Sports 2000 Championship

RACE 8 - STATISTICS

CLASS : PH

6 Starters

Fastest Lap History

NO	NAME	LAP TIME	TIME OF DAY	LAP	VEHICLE
27	Jon HARMER	1:10.128	16:43:19.865	1	Tiga SC80
27	Jon HARMER	51.847	16:44:11.712	2	Tiga SC80
27	Jon HARMER	51.817	16:49:24.466	8	Tiga SC80
27	Jon HARMER	51.689	16:51:08.079	10	Tiga SC80


Leader History

NO	NAME	FROM LAP	LAPS LED	DISTANCE	VEHICLE
27	Jon HARMER	1	19	22.95 miles	Tiga SC80

Ford Power Live - Brands Hatch - 18th/19th September 2021

Creative Funding Solutions Sports 2000 Championship

RACE 11 - GRID (20 minutes) - AMENDED

ROW 16	31	33	Mike FRY				
ROW 15	29	12	Nick BAILEY	30	32	Chris SNOWDON	
ROW 14		27	17	Clive STEEPER	28	54	Joshua NEEDHAM
ROW 13	25	69	Nick HYETT	26	13	Mike DODD	
ROW 12		23	27	Jon HARMER	24	46	Trevor WELSH
ROW 11	+10 second delayed start						
ROW 10		19	103	David GORST	20	35	Neil BURROUGHS
ROW 9	17	111	Grant GIBSON	18	9	Andrew BUTLER	
ROW 8		15	6	Nik JOHNSON	16	44	John ILEY
ROW 7	13	88	Peter WILLIAMS	14	34	Roger DONNAN	
ROW 6		11	28	John OWEN	12	77	Tony BARWELL
ROW 5	9	73	Ashley LAW	10	148	Andy CHITTENDEN	
ROW 4		7	8	David HOUGHTON	8	4	Nick BATES
ROW 3	5	41	Giles BILLINGSLEY	6	21	Richard JOHNSON	
ROW 2		3	1	Michael GIBBINS	4	3	Dominic LESNIEWSKI
ROW 1	1	91	Joshua LAW	2	26	Tom STOTEN	
Pole							
							

These results are provisional until the conclusion of any judicial and technical matters.

Brands Hatch Indy
Circuit Length = 1.2079 miles

Clerk Of Course :	Stewards :	Timekeeper : Lisa Sneader
-------------------	------------	---------------------------

Ford Power Live - Brands Hatch - 18th/19th September 2021

Creative Funding Solutions Sports 2000 Championship

RACE 11 - CLASSIFICATION

POS	NO	CL	PIC NAME	ENTRY	LAPS	TIME	GAP	DIFF	MPH	BEST	ON
1	1	DA	1 Michael GIBBINS	MCR S2	25	20:19.997			89.11	47.749	4
2	26	DA	2 Tom STOTEN	Gunn TS11	25	20:22.152	2.155	2.155	88.95	47.680	4
3	91	DA	3 Joshua LAW	MCR S2	25	20:22.605	2.608	0.453	88.92	47.938	5
4	21	DA	4 Richard JOHNSON	MCR S2	25	20:51.851	31.854	29.246	86.84	49.221	11
5	3*	DA	5 Dominic LESNIEWSKI	MCR S2	25	21:00.747	40.750	8.896	86.23	49.466	12
6	4	DA	6 Nick BATES	MCR S2	25	21:03.983	43.986	3.236	86.00	49.619	6
7	28	DB	1 John OWEN	MCR S2	25	21:05.703	45.706	1.720	85.89	49.708	24
8	8	DA	7 David HOUGHTON	MCR S2	25	21:07.662	47.665	1.959	85.76	49.700	5
9	148	DA	8 Andy CHITTENDEN	MCR S2	24	20:19.947	1 Lap	1 Lap	85.54	49.766	7
10	77	DA	9 Tony BARWELL	MCR S2	24	20:30.373	1 Lap	10.426	84.82	49.797	4
11	34	DDB	1 Roger DONNAN	MCR S2	24	20:33.692	1 Lap	3.319	84.59	49.945	8
12	111	DB	2 Grant GIBSON	Van Diemen RF94	24	20:36.486	1 Lap	2.794	84.40	50.381	16
13	44	DA	10 John ILEY	MCR S2	24	20:50.211	1 Lap	13.725	83.47	50.404	3
14	6	DB	3 Nik JOHNSON	NAGA (blank)	24	20:53.775	1 Lap	3.564	83.24	51.168	12
15	9	DB	4 Andrew BUTLER	Van Diemen RF02P	24	20:55.985	1 Lap	2.210	83.09	50.654	23
16	27	PH	1 Jon HARMER	Tiga SC80	24	21:07.509	1 Lap	11.524	82.33	51.699	8
17	32	PH	2 Chris SNOWDON	Tiga SC81	23	20:21.731	2 Laps	1 Lap	81.86	51.896	7
18	69	P	1 Nick HYETT	Lola 88/90	23	20:26.578	2 Laps	4.847	81.54	51.709	12
19	46	PH	3 Trevor WELSH	Lola T492	23	20:32.871	2 Laps	6.293	81.12	52.190	12
20	33	PH	4 Mike FRY	Tiga SC79	23	20:33.382	2 Laps	0.511	81.09	51.941	23
21	17	PH	5 Clive STEEPER	Tiga SC80	23	20:42.919	2 Laps	9.537	80.47	52.617	7
22	13	PH	6 Mike DODD	Tiga SC79	23	20:45.300	2 Laps	2.381	80.31	52.419	4
23	103	DA	11 David GORST	MCR S2	22	20:23.269	3 Laps	1 Lap	78.20	52.427	2
24	41	DDB	2 Giles BILLINGSLEY	MCR S2	22	20:25.815	3 Laps	2.546	78.04	49.525	5
25	54	P	2 Joshua NEEDHAM	Van Diemen RFSC02	22	20:38.182	3 Laps	12.367	77.26	53.469	8
26	12	PH	7 Nick BAILEY	Royale S2000M	22	20:56.368	3 Laps	18.186	76.14	54.897	20

NOT CLASSIFIED

DNF	73	DA	Ashley LAW	MCR S2	16	13:32.320	9 Laps	6 Laps	85.65	49.851	12
DNF	88	DDB	Peter WILLIAMS	MCR S2	8	6:52.671	17 Laps	8 Laps	84.30	49.818	7

FASTEST LAP

26	DA	Tom STOTEN	Gunn TS11	4	47.680	91.20 mph	146.77 kph
41	DDB	Giles BILLINGSLEY	MCR S2	5	49.525	87.80 mph	141.31 kph
28	DB	John OWEN	MCR S2	24	49.708	87.48 mph	140.79 kph
27	PH	Jon HARMER	Tiga SC80	8	51.699	84.11 mph	135.36 kph
69	P	Nick HYETT	Lola 88/90	12	51.709	84.09 mph	135.34 kph

Car 3 - 5 second penalty applied for exceeding track limits

Brands Hatch Indy: 1.2079 miles
Race Distance: 25 Laps / 30.19 miles
Start: 11:33 Flag 11:54 End: 11:55

Weather / Track : Cloudy / Dry

These results are provisional until the conclusion of any judicial and technical matters.

Clerk Of Course :	Stewards :	Timekeeper : Lisa Sneader
-------------------	------------	---------------------------

Ford Power Live - Brands Hatch - 18th/19th September 2021

Creative Funding Solutions Sports 2000 Championship

RACE 11 - LAP CHART

LAP 1 @ 11:34:40.567			LAP 2 @ 11:35:28.721			LAP 3 @ 11:36:16.741			LAP 4 @ 11:37:04.421			LAP 5 @ 11:37:52.189		
NO	BEHIND	LAP TIME	NO	BEHIND	LAP TIME	NO	BEHIND	LAP TIME	NO	BEHIND	LAP TIME	NO	BEHIND	LAP TIME
26		53.747	26		48.154	26		48.020	26		47.680	26		47.768
1	1.112	54.859	1	1.032	48.074	1	0.863	47.851	1	0.932	47.749	1	1.107	47.943
91	1.578	55.325	91	1.773	48.349	91	1.929	48.176	91	2.215	47.966	91	2.385	47.938
41	2.672	56.419	41	4.059	49.541	41	5.753	49.714	41	7.834	49.761	41	9.591	49.525
3	2.896	56.643	3	4.608	49.866	3	6.252	49.664	3	8.484	49.912	3	10.406	49.690
21	3.209	56.956	21	4.864	49.809	21	6.650	49.806	21	8.711	49.741	21	10.549	49.606
8	3.491	57.238	8	5.489	50.152	8	7.244	49.775	8	9.275	49.711	8	11.207	49.700
4	4.085	57.832	4	5.974	50.043	4	7.688	49.734	4	10.161	50.153	4	12.281	49.888
73	4.749	58.496	73	7.334	50.739	73	9.665	50.351	73	12.490	50.505	73	15.035	50.313
28	5.707	59.454	28	7.644	50.091	28	9.884	50.260	28	12.641	50.437	28	15.182	50.309
148	5.837	59.584	148	8.381	50.698	77	10.948	49.993	77	13.065	49.797	77	15.872	50.575
77	6.364	1:00.111	77	8.975	50.765	148	11.424	51.063	148	13.698	49.954	148	16.131	50.201
88	6.796	1:00.543	88	9.337	50.695	88	11.677	50.360	88	14.692	50.695	88	17.166	50.242
44	7.164	1:00.911	44	10.244	51.234	44	12.628	50.404	44	15.907	50.959	44	19.000	50.861
34	7.432	1:01.179	34	10.685	51.407	34	13.110	50.445	34	16.288	50.858	34	19.453	50.933
6	7.887	1:01.634	6	12.031	52.298	111	14.865	50.721	111	17.888	50.703	111	20.794	50.674
111	9.280	1:03.027	111	12.164	51.038	6	16.074	52.063	6	20.256	51.862	6	24.026	51.538
103	9.694	1:03.441	103	13.967	52.427	9	21.441	54.645	9	25.673	51.912	9	29.773	51.868
9	10.168	1:03.915	9	14.816	52.802	27	22.373	52.224	27	26.771	52.078	27	31.334	52.331
27	14.078	1:07.825	27	18.169	52.245	46	24.874	53.035	32	29.673	52.144	32	34.155	52.250
46	14.977	1:08.724	46	19.859	53.036	32	25.209	53.090	46	30.436	53.242	46	35.345	52.677
32	15.325	1:09.072	32	20.139	52.968	69	25.724	52.607	33	31.064	52.311	33	35.517	52.221
13	16.516	1:10.263	69	21.137	52.450	33	26.433	52.505	69	31.216	53.172	69	35.682	52.234
69	16.841	1:10.588	33	21.948	52.621	13	27.592	53.447	13	32.331	52.419	13	37.226	52.663
33	17.481	1:11.228	13	22.165	53.803	17	29.473	54.041	17	35.062	53.269	17	39.950	52.656
17	18.160	1:11.907	17	23.452	53.446	103	30.222	1:04.275	103	35.726	53.184	103	41.410	53.452
12	19.122	1:12.869	54	26.143	54.929	54	32.361	54.238	54	38.526	53.845	54	44.601	53.843
54	19.368	1:13.115	12	26.643	55.675	12	34.330	55.707	12	42.736	56.086			

Weather / Track : Cloudy / Dry

Ford Power Live - Brands Hatch - 18th/19th September 2021

Creative Funding Solutions Sports 2000 Championship

RACE 11 - LAP CHART

LAP 6 @ 11:38:40.580			LAP 7 @ 11:39:28.818			LAP 8 @ 11:40:16.890			LAP 9 @ 11:41:05.387			LAP 10 @ 11:41:54.094		
NO	BEHIND	LAP TIME	NO	BEHIND	LAP TIME	NO	BEHIND	LAP TIME	NO	BEHIND	LAP TIME	NO	BEHIND	LAP TIME
26		48.391	26		48.238	26		48.072	26		48.497	26		48.707
1	0.614	47.898	1	0.790	48.414	17	1 Lap	52.617	33	1 Lap	53.302	32	1 Lap	52.125
91	2.256	48.262	91	2.201	48.183	1	0.836	48.118	1	0.717	48.378	1	0.858	48.848
12	1 Lap	55.832	54	1 Lap	54.452	91	2.473	48.344	91	2.443	48.467	91	2.846	49.110
41	10.915	49.715	12	1 Lap	55.250	54	1 Lap	53.473	13	1 Lap	53.342	69	1 Lap	52.229
3	11.844	49.829	41	12.227	49.550	41	14.077	49.922	17	1 Lap	53.689	46	1 Lap	53.456
21	12.198	50.040	3	13.216	49.610	21	15.791	50.179	54	1 Lap	53.469	33	1 Lap	53.022
8	12.840	50.024	21	13.684	49.724	3	15.962	50.818	41	15.112	49.532	13	1 Lap	52.855
4	13.509	49.619	8	14.459	49.857	103	1 Lap	1:05.482	21	16.703	49.409	17	1 Lap	52.667
73	16.575	49.931	4	15.053	49.782	8	17.751	51.364	3	17.594	50.129	41	16.017	49.612
28	16.832	50.041	73	18.579	50.242	4	17.972	50.991	8	19.974	50.720	21	17.658	49.662
77	17.711	50.230	28	18.741	50.147	12	1 Lap	58.036	4	20.155	50.680	3	18.842	49.955
148	18.238	50.498	77	19.273	49.800	73	20.378	49.871	73	22.433	50.552	54	1 Lap	55.494
88	19.047	50.272	148	19.766	49.766	28	20.706	50.037	28	22.603	50.394	8	21.392	50.125
44	21.464	50.855	88	20.627	49.818	77	21.489	50.288	77	24.221	51.229	4	21.557	50.109
34	21.824	50.762	34	23.939	50.353	148	21.925	50.231	148	24.621	51.193	73	23.840	50.114
111	22.932	50.529	44	24.814	51.588	88	22.601	50.046	103	1 Lap	57.112	28	24.026	50.130
6	26.986	51.351	111	25.398	50.704	34	25.812	49.945	34	28.925	51.610	77	25.377	49.863
9	32.746	51.364	6	30.271	51.523	111	28.015	50.689	12	1 Lap	58.164	148	25.915	50.001
27	35.010	52.067	9	35.778	51.270	44	28.607	51.865	111	29.977	50.459	103	1 Lap	53.821
32	37.743	51.979	27	38.587	51.815	6	33.789	51.590	44	31.669	51.559	34	31.555	51.337
46	39.448	52.494	32	41.401	51.896	9	39.052	51.346	6	36.683	51.391	111	32.628	51.358
33	39.811	52.685	46	43.483	52.273	27	42.214	51.699	9	42.066	51.511	44	35.213	52.251
69	39.976	52.685	33	43.855	52.282	32	45.282	51.953	27	45.462	51.745	12	1 Lap	56.941
13	41.733	52.898	69	44.031	52.293	46	48.167	52.756				6	39.896	51.920
17	44.244	52.685	13	45.946	52.451	69	48.190	52.231				9	44.943	51.584
103	47.515	54.496												

Weather / Track : Cloudy / Dry

Ford Power Live - Brands Hatch - 18th/19th September 2021

Creative Funding Solutions Sports 2000 Championship

RACE 11 - LAP CHART

LAP 11 @ 11:42:42.549			LAP 12 @ 11:43:30.949			LAP 13 @ 11:44:20.582			LAP 14 @ 11:45:09.026			LAP 15 @ 11:45:57.999		
NO	BEHIND	LAP TIME	NO	BEHIND	LAP TIME	NO	BEHIND	LAP TIME	NO	BEHIND	LAP TIME	NO	BEHIND	LAP TIME
26		48.455	26		48.400	26		49.633	26		48.444	26		48.973
27	1 Lap	51.915	1	1.004	48.497	1	0.523	49.152	1	0.643	48.564	1	0.446	48.776
1	0.907	48.504	91	3.327	48.435	9	1 Lap	52.387	91	3.931	48.868	6	1 Lap	53.048
91	3.292	48.901	27	1 Lap	52.352	91	3.507	49.813	9	1 Lap	52.434	103	2 Laps	55.064
32	1 Lap	52.531	32	1 Lap	52.332	12	2 Laps	57.996	54	2 Laps	1:11.970	91	3.256	48.298
69	1 Lap	51.747	69	1 Lap	51.897	27	1 Lap	51.857	27	1 Lap	52.371	41	1 Lap	1:25.274 P
46	1 Lap	52.939	46	1 Lap	52.342	32	1 Lap	52.277	12	2 Laps	55.709	9	1 Lap	51.544
33	1 Lap	52.669	33	1 Lap	52.722	69	1 Lap	51.709	32	1 Lap	52.089	54	2 Laps	54.965
13	1 Lap	53.083	13	1 Lap	52.716	46	1 Lap	52.190	69	1 Lap	51.837	27	1 Lap	51.875
17	1 Lap	53.052	41	18.517	49.662	33	1 Lap	52.195	46	1 Lap	52.303	32	1 Lap	52.172
41	17.255	49.693	17	1 Lap	52.861	13	1 Lap	53.131	33	1 Lap	52.304	69	1 Lap	52.375
21	18.424	49.221	21	19.390	49.366	21	19.449	49.692	21	20.355	49.350	12	2 Laps	56.298
3	20.022	49.635	3	21.088	49.466	41	19.511	50.627	3	23.019	49.630	21	20.963	49.581
8	23.404	50.467	8	25.265	50.261	3	21.833	50.378	13	1 Lap	53.790	46	1 Lap	53.286
4	23.935	50.833	4	25.629	50.094	17	1 Lap	53.654	17	1 Lap	53.058	33	1 Lap	53.047
73	26.225	50.840	73	27.676	49.851	8	25.557	49.925	8	27.427	50.314	3	24.144	50.098
28	26.365	50.794	28	28.089	50.124	4	25.712	49.716	4	27.579	50.311	8	29.021	50.567
77	26.973	50.051	77	28.729	50.156	73	28.215	50.172	73	29.734	49.963	13	1 Lap	53.458
54	1 Lap	56.012	148	29.219	50.246	28	28.623	50.167	28	30.060	49.881	4	29.267	50.661
148	27.373	49.913	54	1 Lap	54.161	77	29.464	50.368	77	31.140	50.120	73	30.770	50.009
34	33.048	49.948	34	35.189	50.541	148	29.744	50.158	148	31.434	50.134	28	30.983	49.896
111	35.357	51.184	111	38.510	51.553	34	36.739	51.183	34	38.939	50.644	77	32.583	50.416
103	1 Lap	54.716	44	40.664	51.224	111	40.052	51.175	111	42.399	50.791	17	1 Lap	54.305
44	37.840	51.082	103	1 Lap	53.510	44	42.082	51.051	44	44.576	50.938	148	32.862	50.401
6	43.048	51.607	6	45.816	51.168	103	1 Lap	53.406				34	41.016	51.050
12	1 Lap	56.104				6	47.416	51.233				111	45.099	51.673
9	47.818	51.330										44	47.630	52.027

Weather / Track : Cloudy / Dry

Results can be found at www.tsl-timing.com

Page 3 of 5

Brands Hatch Indy
 Circuit Length = 1.2079 miles
 Start: 11:33 Flag 11:54 End: 11:55

Printed - 11:57 Sunday, 19 September 2021

Ford Power Live - Brands Hatch - 18th/19th September 2021

Creative Funding Solutions Sports 2000 Championship

RACE 11 - LAP CHART

LAP 16 @ 11:46:46.357			LAP 17 @ 11:47:35.114			LAP 18 @ 11:48:23.424			LAP 19 @ 11:49:12.226			LAP 20 @ 11:50:02.572		
NO	BEHIND	LAP TIME	NO	BEHIND	LAP TIME	NO	BEHIND	LAP TIME	NO	BEHIND	LAP TIME	NO	BEHIND	LAP TIME
26		48.358	26		48.757	26		48.310	26		48.802	1		49.893
1	0.734	48.646	1	0.495	48.518	1	0.927	48.742	1	0.453	48.328	26	0.451	50.797
91	3.359	48.461	44	1 Lap	52.050	111	1 Lap	52.787	91	2.277	48.067	13	2 Laps	53.941
6	1 Lap	51.937	91	2.872	48.270	91	3.012	48.450	111	1 Lap	50.803	91	0.810	48.879
103	2 Laps	54.269	6	1 Lap	51.970	44	1 Lap	52.206	44	1 Lap	52.612	12	3 Laps	55.600
41	1 Lap	52.915	103	2 Laps	53.813	41	2 Laps	1:36.494 P	6	1 Lap	52.161	17	2 Laps	53.922
9	1 Lap	52.072	9	1 Lap	53.493	6	1 Lap	51.578	41	2 Laps	58.674	34	1 Lap	52.956
27	1 Lap	52.064	27	1 Lap	52.002	9	1 Lap	50.949	9	1 Lap	51.135	111	1 Lap	50.621
54	2 Laps	54.788	21	23.799	50.143	103	2 Laps	54.570	103	2 Laps	54.112	44	1 Lap	51.911
32	1 Lap	51.978	32	1 Lap	52.400	27	1 Lap	51.922	21	26.801	50.269	6	1 Lap	51.904
21	22.413	49.808	54	2 Laps	54.737	21	25.334	49.845	27	1 Lap	52.174	9	1 Lap	52.679
69	1 Lap	52.790	69	1 Lap	52.326	3	28.967	50.177	3	29.999	49.834	41	2 Laps	55.459
3	26.102	50.316	3	27.100	49.755	32	1 Lap	52.373	32	1 Lap	52.423	21	26.626	50.171
12	2 Laps	56.283	46	1 Lap	52.546	69	1 Lap	53.181	69	1 Lap	52.722	27	1 Lap	52.483
46	1 Lap	52.529	33	1 Lap	52.646	54	2 Laps	54.994	54	2 Laps	54.031	3	29.602	49.949
33	1 Lap	52.618	8	32.736	50.685	46	1 Lap	52.641	4	37.755	50.061	103	2 Laps	54.874
8	30.808	50.145	4	33.037	50.353	4	36.496	51.769	28	38.463	50.252	32	1 Lap	52.450
4	31.441	50.532	28	34.109	50.245	28	37.013	51.214	8	40.674	52.108	4	37.722	50.313
28	32.621	49.996	12	2 Laps	57.552	33	1 Lap	53.267	46	1 Lap	54.058	69	1 Lap	52.555
73	32.783	50.371	77	36.741	50.776	8	37.368	52.942	77	41.172	50.767	28	38.086	49.969
77	34.722	50.497	148	37.040	50.622	77	39.207	50.776	148	41.438	50.815	54	2 Laps	53.733
148	35.175	50.671	13	1 Lap	54.006	148	39.425	50.695	33	1 Lap	55.263	8	40.656	50.328
13	1 Lap	54.570	17	1 Lap	53.139	12	2 Laps	56.532				77	41.193	50.367
17	1 Lap	53.435	34	45.820	51.298	13	1 Lap	53.410				148	41.562	50.470
34	43.279	50.621				17	1 Lap	52.983				46	1 Lap	53.416
111	47.122	50.381				34	48.127	50.617				33	1 Lap	52.648

Weather / Track : Cloudy / Dry

Ford Power Live - Brands Hatch - 18th/19th September 2021

Creative Funding Solutions Sports 2000 Championship

RACE 11 - LAP CHART

LAP 21 @ 11:50:50.957			LAP 22 @ 11:51:39.473			LAP 23 @ 11:52:28.020			LAP 24 @ 11:53:16.956			LAP 25 @ 11:54:06.817		
NO	BEHIND	LAP TIME	NO	BEHIND	LAP TIME	NO	BEHIND	LAP TIME	NO	BEHIND	LAP TIME	NO	BEHIND	LAP TIME
1		48.385	1		48.516	1		48.547	1		48.936	1		49.861
26	0.901	48.835	46	2 Laps	52.967	26	2.330	49.154	26	2.599	49.205	32	2 Laps	53.197
91	1.921	49.496	33	2 Laps	52.800	91	2.922	49.388	91	2.735	48.749	26	2.155	49.417
13	2 Laps	53.906	26	1.723	49.338	46	2 Laps	53.716	69	2 Laps	52.980	91	2.608	49.734
34	1 Lap	52.950	91	2.081	48.676	54	3 Laps	55.310	77	1 Lap	1:00.850	103	3 Laps	55.666
17	2 Laps	53.546	34	1 Lap	50.791	33	2 Laps	52.642	46	2 Laps	53.475	41	3 Laps	56.689
111	1 Lap	51.772	13	2 Laps	53.638	34	1 Lap	50.189	33	2 Laps	54.443	69	2 Laps	53.515
12	3 Laps	56.734	111	1 Lap	51.439	111	1 Lap	51.051	34	1 Lap	51.538	77	1 Lap	50.555
44	1 Lap	52.070	17	2 Laps	53.335	17	2 Laps	52.904	54	3 Laps	57.264	46	2 Laps	52.770
6	1 Lap	51.690	12	3 Laps	55.244	13	2 Laps	54.265	111	1 Lap	50.845	33	2 Laps	51.941
9	1 Lap	50.791	44	1 Lap	52.244	12	3 Laps	54.897	17	2 Laps	52.671	34	1 Lap	50.537
21	27.821	49.580	6	1 Lap	52.103	44	1 Lap	51.826	13	2 Laps	53.335	111	1 Lap	50.509
3	31.736	50.519	9	1 Lap	51.585	6	1 Lap	51.928	44	1 Lap	52.802	54	3 Laps	54.142
27	1 Lap	52.802	21	30.145	50.840	21	31.168	49.570	12	3 Laps	56.186	17	2 Laps	53.077
41	2 Laps	55.815	3	33.105	49.885	9	1 Lap	51.151	6	1 Lap	51.862	13	2 Laps	53.910
103	2 Laps	53.557	27	1 Lap	51.981	3	34.197	49.639	21	31.687	49.455	44	1 Lap	53.681
32	1 Lap	52.201	41	2 Laps	53.176	27	1 Lap	51.987	9	1 Lap	50.654	21	31.854	50.028
4	39.103	49.766	103	2 Laps	53.474	4	41.837	49.920	3	35.045	49.784	6	1 Lap	52.416
28	39.565	49.864	4	40.464	49.877	28	43.672	50.108	4	43.985	51.084	3	35.750	50.566
69	1 Lap	52.754	28	42.111	51.062	103	2 Laps	54.548	27	1 Lap	52.641	9	1 Lap	51.564
8	42.380	50.109	32	1 Lap	52.835	8	46.599	51.289	28	44.444	49.708	12	3 Laps	56.673
148	43.911	50.734	8	43.857	49.993	32	1 Lap	52.996	8	47.393	49.730	4	43.986	49.862
77	44.147	51.339	148	45.592	50.197	148	47.634	50.589	148	49.811	51.113	28	45.706	51.123
54	2 Laps	55.217	77	46.315	50.684	41	2 Laps	58.046				27	1 Lap	53.054
			69	1 Lap	53.701							8	47.665	50.133

Weather / Track : Cloudy / Dry

Ford Power Live - Brands Hatch - 18th/19th September 2021

Creative Funding Solutions Sports 2000 Championship

RACE 11 - LAP ANALYSIS

DIFF = Difference To Personal Best Lap

P1 1 Michael GIBBINS				
LAP	LAP TIME	DIFF	MPH	TIME OF DAY
1 -	54.859	7.110	79.26	11:34:41.679
2 -	48.074	0.325	90.45	11:35:29.753
3 -	47.851 (2)	0.102	90.87	11:36:17.604
4 -	47.749 (1)		91.07	11:37:05.353
5 -	47.943	0.194	90.70	11:37:53.296
6 -	47.898 (3)	0.149	90.78	11:38:41.194
7 -	48.414	0.665	89.82	11:39:29.608
8 -	48.118	0.369	90.37	11:40:17.726
9 -	48.378	0.629	89.88	11:41:06.104
10 -	48.848	1.099	89.02	11:41:54.952
11 -	48.504	0.755	89.65	11:42:43.456
12 -	48.497	0.748	89.66	11:43:31.953
13 -	49.152	1.403	88.47	11:44:21.105
14 -	48.564	0.815	89.54	11:45:09.669
15 -	48.776	1.027	89.15	11:45:58.445
16 -	48.646	0.897	89.39	11:46:47.091
17 -	48.518	0.769	89.62	11:47:35.609
18 -	48.742	0.993	89.21	11:48:24.351
19 -	48.328	0.579	89.98	11:49:12.679
20 -	49.893	2.144	87.15	11:50:02.572
21 -	48.385	0.636	89.87	11:50:50.957
22 -	48.516	0.767	89.63	11:51:39.473
23 -	48.547	0.798	89.57	11:52:28.020
24 -	48.936	1.187	88.86	11:53:16.956
25 -	49.861	2.112	87.21	11:54:06.817

P2 26 Tom STOTEN				
LAP	LAP TIME	DIFF	MPH	TIME OF DAY
1 -	53.747	6.067	80.90	11:34:40.567
2 -	48.154	0.474	90.30	11:35:28.721
3 -	48.020 (3)	0.340	90.55	11:36:16.741
4 -	47.680 (1)		91.20	11:37:04.421
5 -	47.768 (2)	0.088	91.03	11:37:52.189
6 -	48.391	0.711	89.86	11:38:40.580
7 -	48.238	0.558	90.14	11:39:28.818
8 -	48.072	0.392	90.46	11:40:16.890
9 -	48.497	0.817	89.66	11:41:05.387
10 -	48.707	1.027	89.28	11:41:54.094
11 -	48.455	0.775	89.74	11:42:42.549
12 -	48.400	0.720	89.84	11:43:30.949
13 -	49.633	1.953	87.61	11:44:20.582
14 -	48.444	0.764	89.76	11:45:09.026
15 -	48.973	1.293	88.79	11:45:57.999
16 -	48.358	0.678	89.92	11:46:46.357
17 -	48.757	1.077	89.18	11:47:35.114
18 -	48.310	0.630	90.01	11:48:23.424
19 -	48.802	1.122	89.10	11:49:12.226
20 -	50.797	3.117	85.60	11:50:03.023
21 -	48.835	1.155	89.04	11:50:51.858
22 -	49.338	1.658	88.13	11:51:41.196
23 -	49.154	1.474	88.46	11:52:30.350
24 -	49.205	1.525	88.37	11:53:19.555
25 -	49.417	1.737	87.99	11:54:08.972

P3 91 Joshua LAW				
LAP	LAP TIME	DIFF	MPH	TIME OF DAY
1 -	55.325	7.387	78.59	11:34:42.145
2 -	48.349	0.411	89.94	11:35:30.494
3 -	48.176	0.238	90.26	11:36:18.670
4 -	47.966 (2)	0.028	90.66	11:37:06.636

DIFF = Difference To Personal Best Lap

5 -	47.938 (1)		90.71	11:37:54.574
6 -	48.262	0.324	90.10	11:38:42.836
7 -	48.183	0.245	90.25	11:39:31.019
8 -	48.344	0.406	89.95	11:40:19.363
9 -	48.467	0.529	89.72	11:41:07.830
10 -	49.110	1.172	88.54	11:41:56.940
11 -	48.901	0.963	88.92	11:42:45.841
12 -	48.435	0.497	89.78	11:43:34.276
13 -	49.813	1.875	87.29	11:44:24.089
14 -	48.868	0.930	88.98	11:45:12.957
15 -	48.298	0.360	90.03	11:46:01.255
16 -	48.461	0.523	89.73	11:46:49.716
17 -	48.270	0.332	90.08	11:47:37.986
18 -	48.450	0.512	89.75	11:48:26.436
19 -	48.067 (3)	0.129	90.46	11:49:14.503
20 -	48.879	0.941	88.96	11:50:03.382
21 -	49.496	1.558	87.85	11:50:52.878
22 -	48.676	0.738	89.33	11:51:41.554
23 -	49.388	1.450	88.04	11:52:30.942
24 -	48.749	0.811	89.20	11:53:19.691
25 -	49.734	1.796	87.43	11:54:09.425

P4 21 Richard JOHNSON				
LAP	LAP TIME	DIFF	MPH	TIME OF DAY
1 -	56.956	7.735	76.34	11:34:43.776
2 -	49.809	0.588	87.30	11:35:33.585
3 -	49.806	0.585	87.31	11:36:23.391
4 -	49.741	0.520	87.42	11:37:13.132
5 -	49.606	0.385	87.66	11:38:02.738
6 -	50.040	0.819	86.90	11:38:52.778
7 -	49.724	0.503	87.45	11:39:42.502
8 -	50.179	0.958	86.66	11:40:32.681
9 -	49.409	0.188	88.01	11:41:22.090
10 -	49.662	0.441	87.56	11:42:11.752
11 -	49.221 (1)		88.34	11:43:00.973
12 -	49.366 (3)	0.145	88.08	11:43:50.339
13 -	49.692	0.471	87.51	11:44:40.031
14 -	49.350 (2)	0.129	88.11	11:45:29.381
15 -	49.581	0.360	87.70	11:46:18.962
16 -	49.808	0.587	87.30	11:47:08.770
17 -	50.143	0.922	86.72	11:47:58.913
18 -	49.845	0.624	87.24	11:48:48.758
19 -	50.269	1.048	86.50	11:49:39.027
20 -	50.171	0.950	86.67	11:50:29.198
21 -	49.580	0.359	87.70	11:51:18.778
22 -	50.840	1.619	85.53	11:52:09.618
23 -	49.570	0.349	87.72	11:52:59.188
24 -	49.455	0.234	87.93	11:53:48.643
25 -	50.028	0.807	86.92	11:54:38.671

P5 3 Dominic LESNIEWSKI				
LAP	LAP TIME	DIFF	MPH	TIME OF DAY
1 -	56.643	7.177	76.77	11:34:43.463
2 -	49.866	0.400	87.20	11:35:33.329
3 -	49.664	0.198	87.56	11:36:22.993
4 -	49.912	0.446	87.12	11:37:12.905
5 -	49.690	0.224	87.51	11:38:02.595
6 -	49.829	0.363	87.27	11:38:52.424
7 -	49.610 (2)	0.144	87.65	11:39:42.034
8 -	50.818	1.352	85.57	11:40:32.852
9 -	50.129	0.663	86.74	11:41:22.981
10 -	49.955	0.489	87.05	11:42:12.936
11 -	49.635	0.169	87.61	11:43:02.571

Weather / Track : Cloudy / Dry

Brands Hatch Indy
Circuit Length = 1.2079 miles
Start: 11:33 Flag 11:54 End: 11:55

Ford Power Live - Brands Hatch - 18th/19th September 2021

Creative Funding Solutions Sports 2000 Championship

RACE 11 - LAP ANALYSIS

DIFF = Difference To Personal Best Lap

12 -	49.466 (1)		87.91	11:43:52.037
13 -	50.378	0.912	86.31	11:44:42.415
14 -	49.630 (3)	0.164	87.62	11:45:32.045
15 -	50.098	0.632	86.80	11:46:22.143
16 -	50.316	0.850	86.42	11:47:12.459
17 -	49.755	0.289	87.40	11:48:02.214
18 -	50.177	0.711	86.66	11:48:52.391
19 -	49.834	0.368	87.26	11:49:42.225
20 -	49.949	0.483	87.06	11:50:32.174
21 -	50.519	1.053	86.07	11:51:22.693
22 -	49.885	0.419	87.17	11:52:12.578
23 -	49.639	0.173	87.60	11:53:02.217
24 -	49.784	0.318	87.34	11:53:52.001
25 -	50.566	1.100	85.99	11:54:42.567

DIFF = Difference To Personal Best Lap

19 -	50.252	0.544	86.53	11:49:50.689
20 -	49.969	0.261	87.02	11:50:40.658
21 -	49.864 (2)	0.156	87.20	11:51:30.522
22 -	51.062	1.354	85.16	11:52:21.584
23 -	50.108	0.400	86.78	11:53:11.692
24 -	49.708 (1)		87.48	11:54:01.400
25 -	51.123	1.415	85.06	11:54:52.523

P6 4 Nick BATES				
LAP	LAP TIME	DIFF	MPH	TIME OF DAY

1 -	57.832	8.213	75.19	11:34:44.652
2 -	50.043	0.424	86.89	11:35:34.695
3 -	49.734 (3)	0.115	87.43	11:36:24.429
4 -	50.153	0.534	86.70	11:37:14.582
5 -	49.888	0.269	87.16	11:38:04.470
6 -	49.619 (1)		87.63	11:38:54.089
7 -	49.782	0.163	87.35	11:39:43.871
8 -	50.991	1.372	85.28	11:40:34.862
9 -	50.680	1.061	85.80	11:41:25.542
10 -	50.109	0.490	86.78	11:42:15.651
11 -	50.833	1.214	85.54	11:43:06.484
12 -	50.094	0.475	86.80	11:43:56.578
13 -	49.716 (2)	0.097	87.46	11:44:46.294
14 -	50.311	0.692	86.43	11:45:36.605
15 -	50.661	1.042	85.83	11:46:27.266
16 -	50.532	0.913	86.05	11:47:17.798
17 -	50.353	0.734	86.36	11:48:08.151
18 -	51.769	2.150	84.00	11:48:59.920
19 -	50.061	0.442	86.86	11:49:49.981
20 -	50.313	0.694	86.43	11:50:40.294
21 -	49.766	0.147	87.38	11:51:30.060
22 -	49.877	0.258	87.18	11:52:19.937
23 -	49.920	0.301	87.11	11:53:09.857
24 -	51.084	1.465	85.12	11:54:00.941
25 -	49.862	0.243	87.21	11:54:50.803

P7 28 John OWEN				
LAP	LAP TIME	DIFF	MPH	TIME OF DAY

1 -	59.454	9.746	73.14	11:34:46.274
2 -	50.091	0.383	86.81	11:35:36.365
3 -	50.260	0.552	86.52	11:36:26.625
4 -	50.437	0.729	86.21	11:37:17.062
5 -	50.309	0.601	86.43	11:38:07.371
6 -	50.041	0.333	86.90	11:38:57.412
7 -	50.147	0.439	86.71	11:39:47.559
8 -	50.037	0.329	86.90	11:40:37.596
9 -	50.394	0.686	86.29	11:41:27.990
10 -	50.130	0.422	86.74	11:42:18.120
11 -	50.794	1.086	85.61	11:43:08.914
12 -	50.124	0.416	86.75	11:43:59.038
13 -	50.167	0.459	86.68	11:44:49.205
14 -	49.881 (3)	0.173	87.17	11:45:39.086
15 -	49.896	0.188	87.15	11:46:28.982
16 -	49.996	0.288	86.97	11:47:18.978
17 -	50.245	0.537	86.54	11:48:09.223
18 -	51.214	1.506	84.91	11:49:00.437

P8 8 David HOUGHTON				
LAP	LAP TIME	DIFF	MPH	TIME OF DAY

1 -	57.238	7.538	75.97	11:34:44.058
2 -	50.152	0.452	86.70	11:35:34.210
3 -	49.775	0.075	87.36	11:36:23.985
4 -	49.711 (2)	0.011	87.47	11:37:13.696
5 -	49.700 (1)		87.49	11:38:03.396
6 -	50.024	0.324	86.93	11:38:53.420
7 -	49.857	0.157	87.22	11:39:43.277
8 -	51.364	1.664	84.66	11:40:34.641
9 -	50.720	1.020	85.73	11:41:25.361
10 -	50.125	0.425	86.75	11:42:15.486
11 -	50.467	0.767	86.16	11:43:05.953
12 -	50.261	0.561	86.52	11:43:56.214
13 -	49.925	0.225	87.10	11:44:46.139
14 -	50.314	0.614	86.42	11:45:36.453
15 -	50.567	0.867	85.99	11:46:27.020
16 -	50.145	0.445	86.72	11:47:17.165
17 -	50.685	0.985	85.79	11:48:07.850
18 -	52.942	3.242	82.13	11:49:00.792
19 -	52.108	2.408	83.45	11:49:52.900
20 -	50.328	0.628	86.40	11:50:43.228
21 -	50.109	0.409	86.78	11:51:33.337
22 -	49.993	0.293	86.98	11:52:23.330
23 -	51.289	1.589	84.78	11:53:14.619
24 -	49.730 (3)	0.030	87.44	11:54:04.349
25 -	50.133	0.433	86.74	11:54:54.482

P9 148 Andy CHITTENDEN				
LAP	LAP TIME	DIFF	MPH	TIME OF DAY

1 -	59.584	9.818	72.98	11:34:46.404
2 -	50.698	0.932	85.77	11:35:37.102
3 -	51.063	1.297	85.16	11:36:28.165
4 -	49.954 (3)	0.188	87.05	11:37:18.119
5 -	50.201	0.435	86.62	11:38:08.320
6 -	50.498	0.732	86.11	11:38:58.818
7 -	49.766 (1)		87.38	11:39:48.584
8 -	50.231	0.465	86.57	11:40:38.815
9 -	51.193	1.427	84.94	11:41:30.008
10 -	50.001	0.235	86.97	11:42:20.009
11 -	49.913 (2)	0.147	87.12	11:43:09.922
12 -	50.246	0.480	86.54	11:44:00.168
13 -	50.158	0.392	86.69	11:44:50.326
14 -	50.134	0.368	86.73	11:45:40.460
15 -	50.401	0.635	86.28	11:46:30.861
16 -	50.671	0.905	85.82	11:47:21.532
17 -	50.622	0.856	85.90	11:48:12.154
18 -	50.695	0.929	85.77	11:49:02.849
19 -	50.815	1.049	85.57	11:49:53.664
20 -	50.470	0.704	86.16	11:50:44.134
21 -	50.734	0.968	85.71	11:51:34.868
22 -	50.197	0.431	86.63	11:52:25.065
23 -	50.589	0.823	85.95	11:53:15.654
24 -	51.113	1.347	85.07	11:54:06.767

Weather / Track : Cloudy / Dry

Brands Hatch Indy
Circuit Length = 1.2079 miles
Start: 11:33 Flag 11:54 End: 11:55

Ford Power Live - Brands Hatch - 18th/19th September 2021

Creative Funding Solutions Sports 2000 Championship

RACE 11 - LAP ANALYSIS

DIFF = Difference To Personal Best Lap

P10 77 Tony BARWELL				
LAP	LAP TIME	DIFF	MPH	TIME OF DAY
1 -	1:00.111	10.314	72.34	11:34:46.931
2 -	50.765	0.968	85.66	11:35:37.696
3 -	49.993	0.196	86.98	11:36:27.689
4 -	49.797 (1)		87.32	11:37:17.486
5 -	50.575	0.778	85.98	11:38:08.061
6 -	50.230	0.433	86.57	11:38:58.291
7 -	49.800 (2)	0.003	87.32	11:39:48.091
8 -	50.288	0.491	86.47	11:40:38.379
9 -	51.229	1.432	84.88	11:41:29.608
10 -	49.863 (3)	0.066	87.21	11:42:19.471
11 -	50.051	0.254	86.88	11:43:09.522
12 -	50.156	0.359	86.70	11:43:59.678
13 -	50.368	0.571	86.33	11:44:50.046
14 -	50.120	0.323	86.76	11:45:40.166
15 -	50.416	0.619	86.25	11:46:30.582
16 -	50.497	0.700	86.11	11:47:21.079
17 -	50.776	0.979	85.64	11:48:11.855
18 -	50.776	0.979	85.64	11:49:02.631
19 -	50.767	0.970	85.65	11:49:53.398
20 -	50.367	0.570	86.33	11:50:43.765
21 -	51.339	1.542	84.70	11:51:35.104
22 -	50.684	0.887	85.79	11:52:25.788
23 -	1:00.850	11.053	71.46	11:53:26.638
24 -	50.555	0.758	86.01	11:54:17.193

P11 34 Roger DONNAN				
LAP	LAP TIME	DIFF	MPH	TIME OF DAY
1 -	1:01.179	11.234	71.07	11:34:47.999
2 -	51.407	1.462	84.59	11:35:39.406
3 -	50.445	0.500	86.20	11:36:29.851
4 -	50.858	0.913	85.50	11:37:20.709
5 -	50.933	0.988	85.37	11:38:11.642
6 -	50.762	0.817	85.66	11:39:02.404
7 -	50.353	0.408	86.36	11:39:52.757
8 -	49.945 (1)		87.06	11:40:42.702
9 -	51.610	1.665	84.25	11:41:34.312
10 -	51.337	1.392	84.70	11:42:25.649
11 -	49.948 (2)	0.003	87.06	11:43:15.597
12 -	50.541	0.596	86.04	11:44:06.138
13 -	51.183	1.238	84.96	11:44:57.321
14 -	50.644	0.699	85.86	11:45:47.965
15 -	51.050	1.105	85.18	11:46:39.015
16 -	50.621	0.676	85.90	11:47:29.636
17 -	51.298	1.353	84.77	11:48:20.934
18 -	50.617	0.672	85.91	11:49:11.551
19 -	52.956	3.011	82.11	11:50:04.507
20 -	52.950	3.005	82.12	11:50:57.457
21 -	50.791	0.846	85.61	11:51:48.248
22 -	50.189 (3)	0.244	86.64	11:52:38.437
23 -	51.538	1.593	84.37	11:53:29.975
24 -	50.537	0.592	86.04	11:54:20.512

P12 111 Grant GIBSON				
LAP	LAP TIME	DIFF	MPH	TIME OF DAY
1 -	1:03.027	12.646	68.99	11:34:49.847
2 -	51.038	0.657	85.20	11:35:40.885
3 -	50.721	0.340	85.73	11:36:31.606
4 -	50.703	0.322	85.76	11:37:22.309
5 -	50.674	0.293	85.81	11:38:12.983
6 -	50.529	0.148	86.06	11:39:03.512

DIFF = Difference To Personal Best Lap

7 -	50.704	0.323	85.76	11:39:54.216
8 -	50.689	0.308	85.78	11:40:44.905
9 -	50.459 (2)	0.078	86.18	11:41:35.364
10 -	51.358	0.977	84.67	11:42:26.722
11 -	51.184	0.803	84.96	11:43:17.906
12 -	51.553	1.172	84.35	11:44:09.459
13 -	51.175	0.794	84.97	11:45:00.634
14 -	50.791	0.410	85.61	11:45:51.425
15 -	51.673	1.292	84.15	11:46:43.098
16 -	50.381 (1)		86.31	11:47:33.479
17 -	52.787	2.406	82.38	11:48:26.266
18 -	50.803	0.422	85.59	11:49:17.069
19 -	50.621	0.240	85.90	11:50:07.690
20 -	51.772	1.391	83.99	11:50:59.462
21 -	51.439	1.058	84.53	11:51:50.901
22 -	51.051	0.670	85.18	11:52:41.952
23 -	50.845	0.464	85.52	11:53:32.797
24 -	50.509 (3)	0.128	86.09	11:54:23.306

P13 44 John ILEY				
LAP	LAP TIME	DIFF	MPH	TIME OF DAY
1 -	1:00.911	10.507	71.39	11:34:47.731
2 -	51.234	0.830	84.87	11:35:38.965
3 -	50.404 (1)		86.27	11:36:29.369
4 -	50.959	0.555	85.33	11:37:20.328
5 -	50.861 (3)	0.457	85.49	11:38:11.189
6 -	50.855 (2)	0.451	85.50	11:39:02.044
7 -	51.588	1.184	84.29	11:39:53.632
8 -	51.865	1.461	83.84	11:40:45.497
9 -	51.559	1.155	84.34	11:41:37.056
10 -	52.251	1.847	83.22	11:42:29.307
11 -	51.082	0.678	85.12	11:43:20.389
12 -	51.224	0.820	84.89	11:44:11.613
13 -	51.051	0.647	85.18	11:45:02.664
14 -	50.938	0.534	85.37	11:45:53.602
15 -	52.027	1.623	83.58	11:46:45.629
16 -	52.050	1.646	83.54	11:47:37.679
17 -	52.206	1.802	83.29	11:48:29.885
18 -	52.612	2.208	82.65	11:49:22.497
19 -	51.911	1.507	83.77	11:50:14.408
20 -	52.070	1.666	83.51	11:51:06.478
21 -	52.244	1.840	83.23	11:51:58.722
22 -	51.826	1.422	83.90	11:52:50.548
23 -	52.802	2.398	82.35	11:53:43.350
24 -	53.681	3.277	81.00	11:54:37.031

P14 6 Nik JOHNSON				
LAP	LAP TIME	DIFF	MPH	TIME OF DAY
1 -	1:01.634	10.466	70.55	11:34:48.454
2 -	52.298	1.130	83.15	11:35:40.752
3 -	52.063	0.895	83.52	11:36:32.815
4 -	51.862	0.694	83.84	11:37:24.677
5 -	51.538	0.370	84.37	11:38:16.215
6 -	51.351 (3)	0.183	84.68	11:39:07.566
7 -	51.523	0.355	84.40	11:39:59.089
8 -	51.590	0.422	84.29	11:40:50.679
9 -	51.391	0.223	84.61	11:41:42.070
10 -	51.920	0.752	83.75	11:42:33.990
11 -	51.607	0.439	84.26	11:43:25.597
12 -	51.168 (1)		84.98	11:44:16.765
13 -	51.233 (2)	0.065	84.87	11:45:07.998
14 -	53.048	1.880	81.97	11:46:01.046
15 -	51.937	0.769	83.72	11:46:52.983

Weather / Track : Cloudy / Dry

Brands Hatch Indy
Circuit Length = 1.2079 miles
Start: 11:33 Flag 11:54 End: 11:55

Ford Power Live - Brands Hatch - 18th/19th September 2021

Creative Funding Solutions Sports 2000 Championship

RACE 11 - LAP ANALYSIS

DIFF = Difference To Personal Best Lap

16 -	51.970	0.802	83.67	11:47:44.953
17 -	51.578	0.410	84.31	11:48:36.531
18 -	52.161	0.993	83.36	11:49:28.692
19 -	51.904	0.736	83.78	11:50:20.596
20 -	51.690	0.522	84.12	11:51:12.286
21 -	52.103	0.935	83.46	11:52:04.389
22 -	51.928	0.760	83.74	11:52:56.317
23 -	51.862	0.694	83.84	11:53:48.179
24 -	52.416	1.248	82.96	11:54:40.595

P15 9 Andrew BUTLER

LAP	LAP TIME	DIFF	MPH	TIME OF DAY
1 -	1:03.915	13.261	68.03	11:34:50.735
2 -	52.802	2.148	82.35	11:35:43.537
3 -	54.645	3.991	79.57	11:36:38.182
4 -	51.912	1.258	83.76	11:37:30.094
5 -	51.868	1.214	83.83	11:38:21.962
6 -	51.364	0.710	84.66	11:39:13.326
7 -	51.270	0.616	84.81	11:40:04.596
8 -	51.346	0.692	84.69	11:40:55.942
9 -	51.511	0.857	84.42	11:41:47.453
10 -	51.584	0.930	84.30	11:42:39.037
11 -	51.330	0.676	84.71	11:43:30.367
12 -	52.387	1.733	83.00	11:44:22.754
13 -	52.434	1.780	82.93	11:45:15.188
14 -	51.544	0.890	84.36	11:46:06.732
15 -	52.072	1.418	83.51	11:46:58.804
16 -	53.493	2.839	81.29	11:47:52.297
17 -	50.949 (3)	0.295	85.35	11:48:43.246
18 -	51.135	0.481	85.04	11:49:34.381
19 -	52.679	2.025	82.54	11:50:27.060
20 -	50.791 (2)	0.137	85.61	11:51:17.851
21 -	51.585	0.931	84.29	11:52:09.436
22 -	51.151	0.497	85.01	11:53:00.587
23 -	50.654 (1)		85.84	11:53:51.241
24 -	51.564	0.910	84.33	11:54:42.805

P16 27 Jon HARMER

LAP	LAP TIME	DIFF	MPH	TIME OF DAY
1 -	1:07.825	16.126	64.11	11:34:54.645
2 -	52.245	0.546	83.23	11:35:46.890
3 -	52.224	0.525	83.26	11:36:39.114
4 -	52.078	0.379	83.50	11:37:31.192
5 -	52.331	0.632	83.09	11:38:23.523
6 -	52.067	0.368	83.51	11:39:15.590
7 -	51.815 (3)	0.116	83.92	11:40:07.405
8 -	51.699 (1)		84.11	11:40:59.104
9 -	51.745 (2)	0.046	84.03	11:41:50.849
10 -	51.915	0.216	83.76	11:42:42.764
11 -	52.352	0.653	83.06	11:43:35.116
12 -	51.857	0.158	83.85	11:44:26.973
13 -	52.371	0.672	83.03	11:45:19.344
14 -	51.875	0.176	83.82	11:46:11.219
15 -	52.064	0.365	83.52	11:47:03.283
16 -	52.002	0.303	83.62	11:47:55.285
17 -	51.922	0.223	83.75	11:48:47.207
18 -	52.174	0.475	83.34	11:49:39.381
19 -	52.483	0.784	82.85	11:50:31.864
20 -	52.802	1.103	82.35	11:51:24.666
21 -	51.981	0.282	83.65	11:52:16.647
22 -	51.987	0.288	83.64	11:53:08.634
23 -	52.641	0.942	82.60	11:54:01.275
24 -	53.054	1.355	81.96	11:54:54.329

DIFF = Difference To Personal Best Lap

P17 32 Chris SNOWDON

LAP	LAP TIME	DIFF	MPH	TIME OF DAY
1 -	1:09.072	17.176	62.95	11:34:55.892
2 -	52.968	1.072	82.09	11:35:48.860
3 -	53.090	1.194	81.91	11:36:41.950
4 -	52.144	0.248	83.39	11:37:34.094
5 -	52.250	0.354	83.22	11:38:26.344
6 -	51.979	0.083	83.66	11:39:18.323
7 -	51.896 (1)		83.79	11:40:10.219
8 -	51.953 (2)	0.057	83.70	11:41:02.172
9 -	52.125	0.229	83.42	11:41:54.297
10 -	52.531	0.635	82.78	11:42:46.828
11 -	52.332	0.436	83.09	11:43:39.160
12 -	52.277	0.381	83.18	11:44:31.437
13 -	52.089	0.193	83.48	11:45:23.526
14 -	52.172	0.276	83.35	11:46:15.698
15 -	51.978 (3)	0.082	83.66	11:47:07.676
16 -	52.400	0.504	82.98	11:48:00.076
17 -	52.373	0.477	83.03	11:48:52.449
18 -	52.423	0.527	82.95	11:49:44.872
19 -	52.450	0.554	82.90	11:50:37.322
20 -	52.201	0.305	83.30	11:51:29.523
21 -	52.835	0.939	82.30	11:52:22.358
22 -	52.996	1.100	82.05	11:53:15.354
23 -	53.197	1.301	81.74	11:54:08.551

P18 69 Nick HYETT

LAP	LAP TIME	DIFF	MPH	TIME OF DAY
1 -	1:10.588	18.879	61.60	11:34:57.408
2 -	52.450	0.741	82.90	11:35:49.858
3 -	52.607	0.898	82.66	11:36:42.465
4 -	53.172	1.463	81.78	11:37:35.637
5 -	52.234	0.525	83.25	11:38:27.871
6 -	52.685	0.976	82.53	11:39:20.556
7 -	52.293	0.584	83.15	11:40:12.849
8 -	52.231	0.522	83.25	11:41:05.080
9 -	52.229	0.520	83.26	11:41:57.309
10 -	51.747 (2)	0.038	84.03	11:42:49.056
11 -	51.897	0.188	83.79	11:43:40.953
12 -	51.709 (1)		84.09	11:44:32.662
13 -	51.837 (3)	0.128	83.88	11:45:24.499
14 -	52.375	0.666	83.02	11:46:16.874
15 -	52.790	1.081	82.37	11:47:09.664
16 -	52.326	0.617	83.10	11:48:01.990
17 -	53.181	1.472	81.76	11:48:55.171
18 -	52.722	1.013	82.48	11:49:47.893
19 -	52.555	0.846	82.74	11:50:40.448
20 -	52.754	1.045	82.43	11:51:33.202
21 -	53.701	1.992	80.97	11:52:26.903
22 -	52.980	1.271	82.08	11:53:19.883
23 -	53.515	1.806	81.25	11:54:13.398

P19 46 Trevor WELSH

LAP	LAP TIME	DIFF	MPH	TIME OF DAY
1 -	1:08.724	16.534	63.27	11:34:55.544
2 -	53.036	0.846	81.99	11:35:48.580
3 -	53.035	0.845	81.99	11:36:41.615
4 -	53.242	1.052	81.67	11:37:34.857
5 -	52.677	0.487	82.55	11:38:27.534
6 -	52.494	0.304	82.84	11:39:20.028
7 -	52.273 (2)	0.083	83.19	11:40:12.301

Weather / Track : Cloudy / Dry

Brands Hatch Indy

Circuit Length = 1.2079 miles

Start: 11:33 Flag 11:54 End: 11:55

Ford Power Live - Brands Hatch - 18th/19th September 2021

Creative Funding Solutions Sports 2000 Championship

RACE 11 - LAP ANALYSIS

DIFF = Difference To Personal Best Lap

8 -	52.756	0.566	82.42	11:41:05.057
9 -	53.456	1.266	81.34	11:41:58.513
10 -	52.939	0.749	82.14	11:42:51.452
11 -	52.342	0.152	83.08	11:43:43.794
12 -	52.190 (1)		83.32	11:44:35.984
13 -	52.303 (3)	0.113	83.14	11:45:28.287
14 -	53.286	1.096	81.60	11:46:21.573
15 -	52.529	0.339	82.78	11:47:14.102
16 -	52.546	0.356	82.75	11:48:06.648
17 -	52.641	0.451	82.60	11:48:59.289
18 -	54.058	1.868	80.44	11:49:53.347
19 -	53.416	1.226	81.41	11:50:46.763
20 -	52.967	0.777	82.10	11:51:39.730
21 -	53.716	1.526	80.95	11:52:33.446
22 -	53.475	1.285	81.32	11:53:26.921
23 -	52.770	0.580	82.40	11:54:19.691

P20 33 Mike FRY

LAP	LAP TIME	DIFF	MPH	TIME OF DAY
1 -	1:11.228	19.287	61.05	11:34:58.048
2 -	52.621	0.680	82.64	11:35:50.669
3 -	52.505	0.564	82.82	11:36:43.174
4 -	52.311	0.370	83.12	11:37:35.485
5 -	52.221 (3)	0.280	83.27	11:38:27.706
6 -	52.685	0.744	82.53	11:39:20.391
7 -	52.282	0.341	83.17	11:40:12.673
8 -	53.302	1.361	81.58	11:41:05.975
9 -	53.022	1.081	82.01	11:41:58.997
10 -	52.669	0.728	82.56	11:42:51.666
11 -	52.722	0.781	82.48	11:43:44.388
12 -	52.195 (2)	0.254	83.31	11:44:36.583
13 -	52.304	0.363	83.14	11:45:28.887
14 -	53.047	1.106	81.97	11:46:21.934
15 -	52.618	0.677	82.64	11:47:14.552
16 -	52.646	0.705	82.60	11:48:07.198
17 -	53.267	1.326	81.63	11:49:00.465
18 -	55.263	3.322	78.68	11:49:55.728
19 -	52.648	0.707	82.59	11:50:48.376
20 -	52.800	0.859	82.35	11:51:41.176
21 -	52.642	0.701	82.60	11:52:33.818
22 -	54.443	2.502	79.87	11:53:28.261
23 -	51.941 (1)		83.72	11:54:20.202

P21 17 Clive STEEPER

LAP	LAP TIME	DIFF	MPH	TIME OF DAY
1 -	1:11.907	19.290	60.47	11:34:58.727
2 -	53.446	0.829	81.36	11:35:52.173
3 -	54.041	1.424	80.46	11:36:46.214
4 -	53.269	0.652	81.63	11:37:39.483
5 -	52.656 (2)	0.039	82.58	11:38:32.139
6 -	52.685	0.068	82.53	11:39:24.824
7 -	52.617 (1)		82.64	11:40:17.441
8 -	53.689	1.072	80.99	11:41:11.130
9 -	52.667 (3)	0.050	82.56	11:42:03.797
10 -	53.052	0.435	81.96	11:42:56.849
11 -	52.861	0.244	82.26	11:43:49.710
12 -	53.654	1.037	81.04	11:44:43.364
13 -	53.058	0.441	81.95	11:45:36.422
14 -	54.305	1.688	80.07	11:46:30.727
15 -	53.435	0.818	81.38	11:47:24.162
16 -	53.139	0.522	81.83	11:48:17.301
17 -	52.983	0.366	82.07	11:49:10.284
18 -	53.922	1.305	80.64	11:50:04.206

DIFF = Difference To Personal Best Lap

19 -	53.546	0.929	81.21	11:50:57.752
20 -	53.335	0.718	81.53	11:51:51.087
21 -	52.904	0.287	82.19	11:52:43.991
22 -	52.671	0.054	82.56	11:53:36.662
23 -	53.077	0.460	81.93	11:54:29.739

P22 13 Mike DODD

LAP	LAP TIME	DIFF	MPH	TIME OF DAY
1 -	1:10.263	17.844	61.88	11:34:57.083
2 -	53.803	1.384	80.82	11:35:50.886
3 -	53.447	1.028	81.36	11:36:44.333
4 -	52.419 (1)		82.95	11:37:36.752
5 -	52.663 (3)	0.244	82.57	11:38:29.415
6 -	52.898	0.479	82.20	11:39:22.313
7 -	52.451 (2)	0.032	82.90	11:40:14.764
8 -	53.342	0.923	81.52	11:41:08.106
9 -	52.855	0.436	82.27	11:42:00.961
10 -	53.083	0.664	81.92	11:42:54.044
11 -	52.716	0.297	82.49	11:43:46.760
12 -	53.131	0.712	81.84	11:44:39.891
13 -	53.790	1.371	80.84	11:45:33.681
14 -	53.458	1.039	81.34	11:46:27.139
15 -	54.570	2.151	79.68	11:47:21.709
16 -	54.006	1.587	80.52	11:48:15.715
17 -	53.410	0.991	81.41	11:49:09.125
18 -	53.941	1.522	80.61	11:50:03.066
19 -	53.906	1.487	80.67	11:50:56.972
20 -	53.638	1.219	81.07	11:51:50.610
21 -	54.265	1.846	80.13	11:52:44.875
22 -	53.335	0.916	81.53	11:53:38.210
23 -	53.910	1.491	80.66	11:54:32.120

P23 103 David GORST

LAP	LAP TIME	DIFF	MPH	TIME OF DAY
1 -	1:03.441	11.014	68.54	11:34:50.261
2 -	52.427 (1)		82.94	11:35:42.688
3 -	1:04.275	11.848	67.65	11:36:46.963
4 -	53.184 (2)	0.757	81.76	11:37:40.147
5 -	53.452	1.025	81.35	11:38:33.599
6 -	54.496	2.069	79.79	11:39:28.095
7 -	1:05.482	13.055	66.40	11:40:33.577
8 -	57.112	4.685	76.14	11:41:30.689
9 -	53.821	1.394	80.79	11:42:24.510
10 -	54.716	2.289	79.47	11:43:19.226
11 -	53.510	1.083	81.26	11:44:12.736
12 -	53.406 (3)	0.979	81.42	11:45:06.142
13 -	55.064	2.637	78.97	11:46:01.206
14 -	54.269	1.842	80.13	11:46:55.475
15 -	53.813	1.386	80.80	11:47:49.288
16 -	54.570	2.143	79.68	11:48:43.858
17 -	54.112	1.685	80.36	11:49:37.970
18 -	54.874	2.447	79.24	11:50:32.844
19 -	53.557	1.130	81.19	11:51:26.401
20 -	53.474	1.047	81.32	11:52:19.875
21 -	54.548	2.121	79.72	11:53:14.423
22 -	55.666	3.239	78.11	11:54:10.089

P24 41 Giles BILLINGSLEY

LAP	LAP TIME	DIFF	MPH	TIME OF DAY
1 -	56.419	6.894	77.07	11:34:43.239
2 -	49.541 (3)	0.016	87.77	11:35:32.780
3 -	49.714	0.189	87.47	11:36:22.494

Weather / Track : Cloudy / Dry

Brands Hatch Indy
Circuit Length = 1.2079 miles
Start: 11:33 Flag 11:54 End: 11:55

Ford Power Live - Brands Hatch - 18th/19th September 2021

Creative Funding Solutions Sports 2000 Championship

RACE 11 - LAP ANALYSIS

DIFF = Difference To Personal Best Lap

4 -	49.761	0.236	87.38	11:37:12.255
5 -	49.525 (1)		87.80	11:38:01.780
6 -	49.715	0.190	87.47	11:38:51.495
7 -	49.550	0.025	87.76	11:39:41.045
8 -	49.922	0.397	87.10	11:40:30.967
9 -	49.532 (2)	0.007	87.79	11:41:20.499
10 -	49.612	0.087	87.65	11:42:10.111
11 -	49.693	0.168	87.50	11:42:59.804
12 -	49.662	0.137	87.56	11:43:49.466
13 -	50.627	1.102	85.89	11:44:40.093
14 -	1:25.274 P	35.749	50.99	11:46:05.367
15 -	52.915	3.390	82.18	11:46:58.282
16 -	1:36.494 P	46.969	45.06	11:48:34.776
17 -	58.674	9.149	74.11	11:49:33.450
18 -	55.459	5.934	78.41	11:50:28.909
19 -	55.815	6.290	77.91	11:51:24.724
20 -	53.176	3.651	81.77	11:52:17.900
21 -	58.046	8.521	74.91	11:53:15.946
22 -	56.689	7.164	76.70	11:54:12.635

P25 54 Joshua NEEDHAM

LAP	LAP TIME	DIFF	MPH	TIME OF DAY
1 -	1:13.115	19.646	59.47	11:34:59.935
2 -	54.929	1.460	79.16	11:35:54.864
3 -	54.238	0.769	80.17	11:36:49.102
4 -	53.845	0.376	80.76	11:37:42.947
5 -	53.843	0.374	80.76	11:38:36.790
6 -	54.452	0.983	79.86	11:39:31.242
7 -	53.473 (2)	0.004	81.32	11:40:24.715
8 -	53.469 (1)		81.32	11:41:18.184
9 -	55.494	2.025	78.36	11:42:13.678
10 -	56.012	2.543	77.63	11:43:09.690
11 -	54.161	0.692	80.29	11:44:03.851
12 -	1:11.970	18.501	60.42	11:45:15.821
13 -	54.965	1.496	79.11	11:46:10.786
14 -	54.788	1.319	79.37	11:47:05.574
15 -	54.737	1.268	79.44	11:48:00.311
16 -	54.994	1.525	79.07	11:48:55.305
17 -	54.031	0.562	80.48	11:49:49.336
18 -	53.733 (3)	0.264	80.92	11:50:43.069
19 -	55.217	1.748	78.75	11:51:38.286
20 -	55.310	1.841	78.62	11:52:33.596
21 -	57.264	3.795	75.93	11:53:30.860
22 -	54.142	0.673	80.31	11:54:25.002

P26 12 Nick BAILEY

LAP	LAP TIME	DIFF	MPH	TIME OF DAY
1 -	1:12.869	17.972	59.67	11:34:59.689
2 -	55.675	0.778	78.10	11:35:55.364
3 -	55.707	0.810	78.06	11:36:51.071
4 -	56.086	1.189	77.53	11:37:47.157
5 -	55.832	0.935	77.88	11:38:42.989
6 -	55.250 (3)	0.353	78.70	11:39:38.239
7 -	58.036	3.139	74.92	11:40:36.275
8 -	58.164	3.267	74.76	11:41:34.439
9 -	56.941	2.044	76.37	11:42:31.380
10 -	56.104	1.207	77.50	11:43:27.484
11 -	57.996	3.099	74.98	11:44:25.480
12 -	55.709	0.812	78.05	11:45:21.189
13 -	56.298	1.401	77.24	11:46:17.487
14 -	56.283	1.386	77.26	11:47:13.770
15 -	57.552	2.655	75.55	11:48:11.322
16 -	56.532	1.635	76.92	11:49:07.854

DIFF = Difference To Personal Best Lap

17 -	55.600	0.703	78.21	11:50:03.454
18 -	56.734	1.837	76.64	11:51:00.188
19 -	55.244 (2)	0.347	78.71	11:51:55.432
20 -	54.897 (1)		79.21	11:52:50.329
21 -	56.186	1.289	77.39	11:53:46.515
22 -	56.673	1.776	76.73	11:54:43.188

P27 73 Ashley LAW

LAP	LAP TIME	DIFF	MPH	TIME OF DAY
1 -	58.496	8.645	74.33	11:34:45.316
2 -	50.739	0.888	85.70	11:35:36.055
3 -	50.351	0.500	86.36	11:36:26.406
4 -	50.505	0.654	86.10	11:37:16.911
5 -	50.313	0.462	86.43	11:38:07.224
6 -	49.931 (3)	0.080	87.09	11:38:57.155
7 -	50.242	0.391	86.55	11:39:47.397
8 -	49.871 (2)	0.020	87.19	11:40:37.268
9 -	50.552	0.701	86.02	11:41:27.820
10 -	50.114	0.263	86.77	11:42:17.934
11 -	50.840	0.989	85.53	11:43:08.774
12 -	49.851 (1)		87.23	11:43:58.625
13 -	50.172	0.321	86.67	11:44:48.797
14 -	49.963	0.112	87.03	11:45:38.760
15 -	50.009	0.158	86.95	11:46:28.769
16 -	50.371	0.520	86.33	11:47:19.140

P28 88 Peter WILLIAMS

LAP	LAP TIME	DIFF	MPH	TIME OF DAY
1 -	1:00.543	10.725	71.82	11:34:47.363
2 -	50.695	0.877	85.77	11:35:38.058
3 -	50.360	0.542	86.35	11:36:28.418
4 -	50.695	0.877	85.77	11:37:19.113
5 -	50.242 (3)	0.424	86.55	11:38:09.355
6 -	50.272	0.454	86.50	11:38:59.627
7 -	49.818 (1)		87.28	11:39:49.445
8 -	50.046 (2)	0.228	86.89	11:40:39.491

Weather / Track : Cloudy / Dry

Brands Hatch Indy
Circuit Length = 1.2079 miles
Start: 11:33 Flag 11:54 End: 11:55

Ford Power Live - Brands Hatch - 18th/19th September 2021

Creative Funding Solutions Sports 2000 Championship

RACE 11 - STATISTICS

Competitors Started 28
Planned Start 2021-09-19 @ 11:45:00.000
Actual Start 2021-09-19 @ 11:33:46.819
Finish Time 2021-09-19 @ 11:54:06.700
Track Length 1.2079mi.
Total Laps 642
Total Distance Covered 775.5010mi.

Session Fastest Lap History

NO	CL	NAME	LAP TIME	TIME OF DAY	LAP	VEHICLE
26	DA	Tom STOTEN	53.747	11:34:40.586	1	Gunn TS11
26	DA	Tom STOTEN	48.154	11:35:28.741	2	Gunn TS11
1	DA	Michael GIBBINS	48.074	11:35:29.770	2	MCR S2
26	DA	Tom STOTEN	48.020	11:36:16.760	3	Gunn TS11
1	DA	Michael GIBBINS	47.851	11:36:17.621	3	MCR S2
26	DA	Tom STOTEN	47.680	11:37:04.441	4	Gunn TS11

Session Leader History

NO	CL	NAME	FROM LAP	LAPS LED	DISTANCE	VEHICLE
26	DA	Tom STOTEN	1	19	22.95 miles	Gunn TS11
1	DA	Michael GIBBINS	20	6	7.24 miles	MCR S2

Flag History

TYPE	TIME OF DAY
GREEN	11:33:46.819
FINISH	11:54:06.700

Flag Statistics

TYPE	COUNT	TOTAL LAPS	TOTAL TIME
Green	1	25	21:40.926
Red	0	0	0.000
Safety Car	0	0	0.000
FCY	0	0	0.000

Weather / Track : Cloudy / Dry

Ford Power Live - Brands Hatch - 18th/19th September 2021

Creative Funding Solutions Sports 2000 Championship

RACE 11 - STATISTICS

CLASS : DA

12 Starters

Fastest Lap History

NO	NAME	LAP TIME	TIME OF DAY	LAP	VEHICLE
26	Tom STOTEN	53.747	11:34:40.586	1	Gunn TS11
26	Tom STOTEN	48.154	11:35:28.741	2	Gunn TS11
1	Michael GIBBINS	48.074	11:35:29.770	2	MCR S2
26	Tom STOTEN	48.020	11:36:16.760	3	Gunn TS11
1	Michael GIBBINS	47.851	11:36:17.621	3	MCR S2
26	Tom STOTEN	47.680	11:37:04.441	4	Gunn TS11

Leader History

NO	NAME	FROM LAP	LAPS LED	DISTANCE	VEHICLE
26	Tom STOTEN	1	19	22.95 miles	Gunn TS11
1	Michael GIBBINS	20	6	7.24 miles	MCR S2

Weather / Track : Cloudy / Dry

Results can be found at www.tsl-timing.com

Page 2 of 6

Brands Hatch Indy
Circuit Length = 1.2079 miles
Start: 11:33 Flag 11:54 End: 11:55

Printed - 11:57 Sunday, 19 September 2021

Ford Power Live - Brands Hatch - 18th/19th September 2021

Creative Funding Solutions Sports 2000 Championship

RACE 11 - STATISTICS

CLASS : DB

4 Starters

Fastest Lap History

NO	NAME	LAP TIME	TIME OF DAY	LAP	VEHICLE
28	John OWEN	59.454	11:34:46.290	1	MCR S2
28	John OWEN	50.091	11:35:36.381	2	MCR S2
28	John OWEN	50.041	11:38:57.428	6	MCR S2
28	John OWEN	50.037	11:40:37.612	8	MCR S2
28	John OWEN	49.881	11:45:39.101	14	MCR S2
28	John OWEN	49.864	11:51:30.537	21	MCR S2
28	John OWEN	49.708	11:54:01.416	24	MCR S2

Leader History

NO	NAME	FROM LAP	LAPS LED	DISTANCE	VEHICLE
28	John OWEN	1	25	30.19 miles	MCR S2

Ford Power Live - Brands Hatch - 18th/19th September 2021

Creative Funding Solutions Sports 2000 Championship

RACE 11 - STATISTICS

CLASS : DDB

3 Starters

Fastest Lap History

NO	NAME	LAP TIME	TIME OF DAY	LAP	VEHICLE
41	Giles BILLINGSLEY	56.419	11:34:43.256	1	MCR S2
41	Giles BILLINGSLEY	49.541	11:35:32.797	2	MCR S2
41	Giles BILLINGSLEY	49.525	11:38:01.795	5	MCR S2

Leader History

NO	NAME	FROM LAP	LAPS LED	DISTANCE	VEHICLE
41	Giles BILLINGSLEY	1	13	15.70 miles	MCR S2
34	Roger DONNAN	14	11	13.28 miles	MCR S2

Ford Power Live - Brands Hatch - 18th/19th September 2021

Creative Funding Solutions Sports 2000 Championship

RACE 11 - STATISTICS

CLASS : P

2 Starters

Fastest Lap History

NO	NAME	LAP TIME	TIME OF DAY	LAP	VEHICLE
69	Nick HYETT	1:10.588	11:34:57.426	1	Lola 88/90
69	Nick HYETT	52.450	11:35:49.876	2	Lola 88/90
69	Nick HYETT	52.234	11:38:27.817	5	Lola 88/90
69	Nick HYETT	52.231	11:41:05.080	8	Lola 88/90
69	Nick HYETT	52.229	11:41:57.329	9	Lola 88/90
69	Nick HYETT	51.747	11:42:49.074	10	Lola 88/90
69	Nick HYETT	51.709	11:44:32.679	12	Lola 88/90

Leader History

NO	NAME	FROM LAP	LAPS LED	DISTANCE	VEHICLE
69	Nick HYETT	1	23	27.78 miles	Lola 88/90

Ford Power Live - Brands Hatch - 18th/19th September 2021

Creative Funding Solutions Sports 2000 Championship

RACE 11 - STATISTICS

CLASS : PH

7 Starters

Fastest Lap History

NO	NAME	LAP TIME	TIME OF DAY	LAP	VEHICLE
27	Jon HARMER	1:07.825	11:34:54.658	1	Tiga SC80
27	Jon HARMER	52.245	11:35:46.903	2	Tiga SC80
27	Jon HARMER	52.224	11:36:39.128	3	Tiga SC80
27	Jon HARMER	52.078	11:37:31.207	4	Tiga SC80
27	Jon HARMER	52.067	11:39:15.604	6	Tiga SC80
32	Chris SNOWDON	51.979	11:39:18.337	6	Tiga SC81
27	Jon HARMER	51.815	11:40:07.418	7	Tiga SC80
27	Jon HARMER	51.699	11:40:59.117	8	Tiga SC80

Leader History

NO	NAME	FROM LAP	LAPS LED	DISTANCE	VEHICLE
27	Jon HARMER	1	24	28.99 miles	Tiga SC80