



CREATIVE FUNDING SOLUTIONS SPORTS 2000 CHAMPIONSHIP

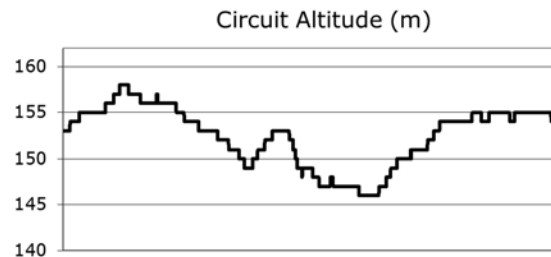
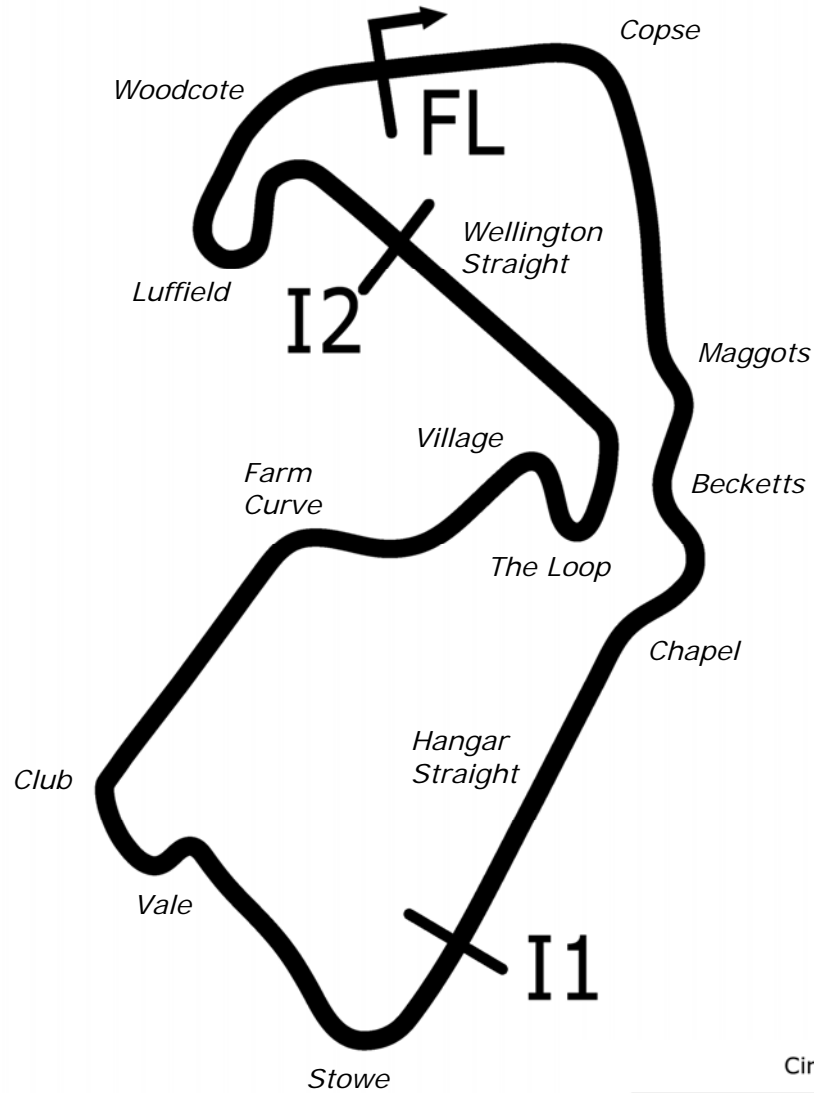
Silverstone GP Circuit

15th / 16th August 2020



Results Provided by Timing Solutions Ltd
www.tsl-timing.com

Silverstone GP



Length	3.6605 miles	5891.0 m	
FL		52.07872 N	1.01711 W
I1	2033m	52.06559 N	1.01486 W
I2	4857m	52.07603 N	1.01669 W
Pit Entry	5839m	52.07859 N	1.01758 W
Pit Exit	305m after FL	52.07880 N	1.01268 W
Pit Entry-Pit Exit	336m, 20.1s @60kph, 15.1s @80kph		

All results available at www.tsl-timing.com

Creative Funding Solutions Sports 2000 Championship

QUALIFYING - RACE 9 - CLASSIFICATION

POS	NO	NAME	ENTRY	TIME	ON	LAPS	GAP	DIFF	MPH
1	26	Tom STOTEN	Gunn TS11	2:23.203	8	8			92.02
2	1	Michael GIBBINS	MCR S2000	2:24.018	3	4	0.815	0.815	91.50
3	35	Neil BURROUGHS	Gunn TS12	2:25.517	8	8	2.314	1.499	90.55
4	38	Dominic LESNIEWSKI	MCR S2	2:26.947	4	8	3.744	1.430	89.67
5	91	Joshua LAW	MCR S2	2:28.787	1	2	5.584	1.840	88.56
6	88	Peter WILLIAMS	MCR S2000	2:30.050	4	8	6.847	1.263	87.82
7	71	Paul TRAYHURN	Gunn TS11	2:30.076	6	7	6.873	0.026	87.80
8	41	Giles BILLINGSLEY	MCR SS2	2:32.489	8	8	9.286	2.413	86.41
9	34	Roger DONNAN	MCR S2000	2:33.118	8	8	9.915	0.629	86.06
10	4	Nick BATES	MCR S2000	2:34.411	7	7	11.208	1.293	85.34
11	7	Mike TURNER	Sports 2000	2:36.188	6	7	12.985	1.777	84.37
12	28	John OWEN	MCR S2000	2:38.059	7	7	14.856	1.871	83.37
13	22	Andreas GEORGIU	MCR S2000	2:38.448	7	7	15.245	0.389	83.16
14	111	Grant GIBSON	Van Diemen RF94 2200	2:38.982	4	7	15.779	0.534	82.88
15	42	Sebastien BAMSEY	MCR S2000 Duratec	2:39.151	7	7	15.948	0.169	82.80
16	69	Ross HYETT	Lola 88/90	2:39.959	5	7	16.756	0.808	82.38
17	73	Ashley LAW	MCR S2	2:41.136	6	7	17.933	1.177	81.78
18	36	Nicholas HYETT	Tiga Pinto	2:41.483	5	7	18.280	0.347	81.60
19	92	David WILLIAMS	Lola T492	2:41.787	5	7	18.584	0.304	81.45
20	17	Clive STEEPER	TIGA SC 80	2:45.341	7	7	22.138	3.554	79.70
21	33	Mike FRY	Tiga SC79	2:47.036	5	7	23.833	1.695	78.89
22	54	Peter NEEDHAM	Van Diemen SR2000	2:47.669	3	4	24.466	0.633	78.59
23	16	Richard COOKE	Lola T87/90	2:48.376	7	7	25.173	0.707	78.26

Weather / Track : Drizzle / Wet

These results are provisional until the conclusion of any judicial and technical matters.

Silverstone GP

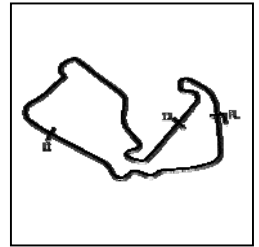
Circuit Length = 3.6604 miles

Start: 15:19 Flag 15:39 End: 15:41

Clerk Of Course :	Steward :	Timekeeper : Nick Palmer
-------------------	-----------	--------------------------

Creative Funding Solutions Sports 2000 Championship

QUALIFYING - RACE 9 - SECTOR ANALYSIS



SECTOR 1 = FL to I1, SECTOR 2 = I1 to I2, SECTOR 3 = I2 to FL, DIFF = Difference To Personal Best Lap, P = Crossed Finish Line in Pit Lane, D = Time Disallowed

P1 26		Tom STOTEN				Gunn TS11			
IDEAL LAP TIME : 2:22.717		BEST LAP TIME : 2:23.203				DIFFERENCE : 0.486			
LAP	SECTOR 1		SECTOR 2		SECTOR 3	LAP TIME	MPH	DIFF	TIME OF DAY
1 -	50.091	118.5	1:18.911	124.5	27.574	2:36.576	84.16	13.373	15:22:58.748
2 -	44.067	129.3	1:14.090	126.1	27.027	2:25.184	90.76	1.981	15:25:23.932
3 -	44.514	128.8	1:15.366	124.9	26.747	2:26.627	89.87	3.424	15:27:50.559
4 -	43.348	128.8	1:13.613	125.4	26.979	2:23.940	91.55	0.737	15:30:14.499
5 -	43.269	129.5	1:13.160	125.2	26.919	2:23.348 (2)	91.92	0.145	15:32:37.847
6 -	44.200	127.8	1:14.181	124.5	26.819	2:25.200	90.75	1.997	15:35:03.047
7 -	43.398	129.5	1:13.023	125.9	27.117	2:23.538 (3)	91.80	0.335	15:37:26.585
8 -	43.585	129.0	1:13.193	126.1	26.425	2:23.203 (1)	92.02		15:39:49.788

P2 1		Michael GIBBINS				MCR S2000			
IDEAL LAP TIME : 2:24.018		BEST LAP TIME : 2:24.018				DIFFERENCE : 0.000			
LAP	SECTOR 1		SECTOR 2		SECTOR 3	LAP TIME	MPH	DIFF	TIME OF DAY
1 -	46.583	119.6	1:16.500	116.1	28.945	2:32.028 (3)	86.68	8.010	15:22:38.871
2 -	43.951	129.5	1:14.197	126.6	26.617	2:24.765 (2)	91.02	0.747	15:25:03.636
3 -	43.802	130.0	1:13.751	127.0	26.465	2:24.018 (1)	91.50		15:27:27.654
4 -	1:02.435	68.3	2:02.942	66.3	IN PIT	3:44.687 P	58.64	1:20.669	15:31:12.341

P3 35		Neil BURROUGHS				Gunn TS12			
IDEAL LAP TIME : 2:25.261		BEST LAP TIME : 2:25.517				DIFFERENCE : 0.256			
LAP	SECTOR 1		SECTOR 2		SECTOR 3	LAP TIME	MPH	DIFF	TIME OF DAY
1 -	1:07.669	51.7	1:23.395	118.5	27.838	2:58.902	73.65	33.385	15:23:52.395
2 -	46.288	123.1	1:17.798	122.2	28.005	2:32.091	86.64	6.574	15:26:24.486
3 -	45.891	123.8	1:16.703	121.7	27.366	2:29.960	87.87	4.443	15:28:54.446
4 -	45.851	124.7	1:16.749	121.1	27.277	2:29.877	87.92	4.360	15:31:24.323
5 -	46.776	124.2	1:14.307	121.5	27.260	2:28.343	88.83	2.826	15:33:52.666
6 -	44.480	124.0	1:14.983	121.3	27.258	2:26.721 (3)	89.81	1.204	15:36:19.387
7 -	44.319	125.2	1:14.280	122.4	26.957	2:25.556 (2)	90.53	0.039	15:38:44.943
8 -	44.350	124.2	1:13.985	121.7	27.182	2:25.517 (1)	90.55		15:41:10.460

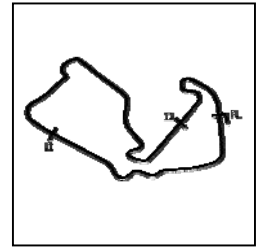
P4 38		Dominic LESNIEWSKI				MCR S2			
IDEAL LAP TIME : 2:26.653		BEST LAP TIME : 2:26.947				DIFFERENCE : 0.294			
LAP	SECTOR 1		SECTOR 2		SECTOR 3	LAP TIME	MPH	DIFF	TIME OF DAY
1 -	48.721	122.9	1:18.790	119.6	27.364	2:34.875	85.08	7.928	15:22:54.106
2 -	45.373	128.8	1:16.786	124.7	27.098	2:29.257	88.28	2.310	15:25:23.363
3 -	44.903	130.8	1:16.957	126.3	27.092	2:28.952 (3)	88.47	2.005	15:27:52.315
4 -	44.514	129.3	1:15.567	126.6	26.866	2:26.947 (1)	89.67		15:30:19.262
5 -	45.383	126.8	1:16.762	125.9	27.055	2:29.200	88.32	2.253	15:32:48.462
6 -	45.221	127.3	1:16.355	123.8	27.451	2:29.027	88.42	2.080	15:35:17.489
7 -	45.162	129.8	1:16.505	123.8	27.381	2:29.048	88.41	2.101	15:37:46.537
8 -	44.836	130.0	1:15.273	125.9	26.952	2:27.061 (2)	89.60	0.114	15:40:13.598

P5 91		Joshua LAW				MCR S2			
IDEAL LAP TIME : 2:28.787		BEST LAP TIME : 2:28.787				DIFFERENCE : 0.000			
LAP	SECTOR 1		SECTOR 2		SECTOR 3	LAP TIME	MPH	DIFF	TIME OF DAY
1 -	45.770	131.3	1:15.156	124.0	27.861	2:28.787 (1)	88.56		15:22:33.142
2 -	50.999	95.5	1:34.136	73.1	IN PIT	3:01.144 P	72.74	32.357	15:25:34.286

Weather / Track : Drizzle / Wet

Creative Funding Solutions Sports 2000 Championship

QUALIFYING - RACE 9 - SECTOR ANALYSIS



SECTOR 1 = FL to I1, SECTOR 2 = I1 to I2, SECTOR 3 = I2 to FL, DIFF = Difference To Personal Best Lap, P = Crossed Finish Line in Pit Lane, D = Time Disallowed

P6 88		Peter WILLIAMS				MCR S2000			
IDEAL LAP TIME : 2:29.799		BEST LAP TIME : 2:30.050				DIFFERENCE : 0.251			
LAP	SECTOR 1		SECTOR 2		SECTOR 3	LAP TIME	MPH	DIFF	TIME OF DAY
1 -	50.207	127.0	1:20.210	119.1	28.398	2:38.815	82.97	8.765	15:22:48.963
2 -	45.901	128.5	1:19.019	121.5	27.885	2:32.805	86.23	2.755	15:25:21.768
3 -	45.524	129.5	1:19.151	124.2	28.014	2:32.689	86.30	2.639	15:27:54.457
4 -	45.737	130.5	1:16.956	126.6	27.357	2:30.050 (1)	87.82		15:30:24.507
5 -	46.172	130.0	1:17.771	125.9	27.843	2:31.786	86.81	1.736	15:32:56.293
6 -	45.786	130.5	1:17.397	126.1	27.952	2:31.135 (3)	87.19	1.085	15:35:27.428
7 -	46.335	129.8	1:16.918	126.1	27.575	2:30.828 (2)	87.36	0.778	15:37:58.256
8 -	45.587	129.8	1:17.531	120.4	28.536	2:31.654	86.89	1.604	15:40:29.910

P7 71		Paul TRAYHURN				Gunn TS11			
IDEAL LAP TIME : 2:28.498		BEST LAP TIME : 2:30.076				DIFFERENCE : 1.578			
LAP	SECTOR 1		SECTOR 2		SECTOR 3	LAP TIME	MPH	DIFF	TIME OF DAY
1 -	51.914	119.1	1:26.252	120.4	29.152	2:47.318	78.75	17.242	15:23:15.105
2 -	48.101	121.5	1:21.950	120.6	28.853	2:38.904	82.92	8.828	15:25:54.009
3 -	46.944	125.9	1:18.609	122.9	28.140	2:33.693	85.74	3.617	15:28:27.702
4 -	45.934	126.6	1:18.008	122.2	27.385	2:31.327 (2)	87.08	1.251	15:30:59.029
5 -	46.370	127.0	1:18.273	122.0	28.060	2:32.703 (3)	86.29	2.627	15:33:31.732
6 -	45.723	125.9	1:16.633	124.2	27.720	2:30.076 (1)	87.80		15:36:01.808
7 -	44.875	126.8	1:16.238	108.2	IN PIT	2:47.404 P	78.71	17.328	15:38:49.212

P8 41		Giles BILLINGSLEY				MCR SS2			
IDEAL LAP TIME : 2:32.313		BEST LAP TIME : 2:32.489				DIFFERENCE : 0.176			
LAP	SECTOR 1		SECTOR 2		SECTOR 3	LAP TIME	MPH	DIFF	TIME OF DAY
1 -	52.322	99.8	1:25.266	120.4	28.995	2:46.583	79.10	14.094	15:23:08.220
2 -	48.270	127.5	1:20.884	122.6	28.579	2:37.733	83.54	5.244	15:25:45.953
3 -	47.786	128.3	1:19.248	123.1	28.107	2:35.141	84.94	2.652	15:28:21.094
4 -	48.395	126.8	1:20.153	121.5	28.275	2:36.823	84.02	4.334	15:30:57.917
5 -	47.118	126.6	1:19.587	122.4	28.291	2:34.996	85.02	2.507	15:33:32.913
6 -	46.771	128.3	1:18.589	122.9	28.014	2:33.374 (3)	85.91	0.885	15:36:06.287
7 -	47.083	127.8	1:18.317	123.8	27.869	2:33.269 (2)	85.97	0.780	15:38:39.556
8 -	46.213	128.0	1:18.493	124.2	27.783	2:32.489 (1)	86.41		15:41:12.045

P9 34		Roger DONNAN				MCR S2000			
IDEAL LAP TIME : 2:33.118		BEST LAP TIME : 2:33.118				DIFFERENCE : 0.000			
LAP	SECTOR 1		SECTOR 2		SECTOR 3	LAP TIME	MPH	DIFF	TIME OF DAY
1 -	52.236	116.5	1:27.009	110.3	30.443	2:49.688	77.65	16.570	15:23:04.429
2 -	48.894	126.8	1:22.220	118.7	29.113	2:40.227	82.24	7.109	15:25:44.656
3 -	47.106	128.8	1:19.752	122.4	28.873	2:35.731	84.61	2.613	15:28:20.387
4 -	47.305	128.8	1:24.698	120.0	28.816	2:40.819	81.94	7.701	15:31:01.206
5 -	46.881	128.3	1:19.832	123.8	28.677	2:35.390	84.80	2.272	15:33:36.596
6 -	46.699	128.0	1:19.435	120.6	28.769	2:34.903 (3)	85.07	1.785	15:36:11.499
7 -	47.075	129.5	1:18.656	123.8	28.774	2:34.505 (2)	85.29	1.387	15:38:46.004
8 -	46.308	128.8	1:18.241	120.0	28.569	2:33.118 (1)	86.06		15:41:19.122

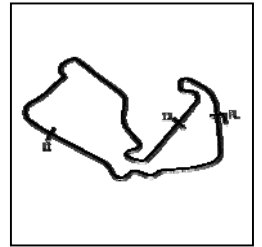
P10 4		Nick BATES				MCR S2000			
IDEAL LAP TIME : 2:34.411		BEST LAP TIME : 2:34.411				DIFFERENCE : 0.000			
LAP	SECTOR 1		SECTOR 2		SECTOR 3	LAP TIME	MPH	DIFF	TIME OF DAY
1 -	54.579	109.1	1:30.558	109.8	31.919	2:57.056	74.42	22.645	15:23:20.731
2 -	51.613	124.9	1:25.841	117.9	30.414	2:47.868	78.50	13.457	15:26:08.599
3 -	50.607	126.3	1:22.850	122.4	29.620	2:43.077	80.80	8.666	15:28:51.676
4 -	49.433	125.2	1:22.304	122.4	29.503	2:41.240	81.72	6.829	15:31:32.916
5 -	48.136	127.8	1:21.074	120.9	29.773	2:38.983 (3)	82.88	4.572	15:34:11.899
6 -	48.945	126.1	1:20.864	122.0	28.820	2:38.629 (2)	83.07	4.218	15:36:50.528
7 -	47.050	127.8	1:18.613	122.4	28.748	2:34.411 (1)	85.34		15:39:24.939

Weather / Track : Drizzle / Wet

Silverstone GP
Circuit Length = 3.6604 miles
Start: 15:19 Flag 15:39 End: 15:41

Creative Funding Solutions Sports 2000 Championship

QUALIFYING - RACE 9 - SECTOR ANALYSIS



SECTOR 1 = FL to I1, SECTOR 2 = I1 to I2, SECTOR 3 = I2 to FL, DIFF = Difference To Personal Best Lap, P = Crossed Finish Line in Pit Lane, D = Time Disallowed

P11 7		Mike TURNER			Sports 2000				
IDEAL LAP TIME : 2:35.972		BEST LAP TIME : 2:36.188			DIFFERENCE : 0.216				
LAP	SECTOR 1		SECTOR 2		SECTOR 3	LAP TIME	MPH	DIFF	TIME OF DAY
1 -	55.283	112.4	1:27.090	106.3	30.912	2:53.285	76.04	17.097	15:23:13.430
2 -	49.406	123.5	1:23.793	114.1	29.975	2:43.174	80.75	6.986	15:25:56.604
3 -	48.906	124.0	1:22.642	119.6	29.544	2:41.092	81.80	4.904	15:28:37.696
4 -	48.587	128.3	1:27.342	116.9	30.032	2:45.961	79.40	9.773	15:31:23.657
5 -	48.107	129.0	1:19.653	118.7	29.519	2:37.279 (2)	83.78	1.091	15:34:00.936
6 -	47.704	129.0	1:19.333	120.4	29.151	2:36.188 (1)	84.37		15:36:37.124
7 -	47.488	129.3	1:20.859	120.4	29.226	2:37.573 (3)	83.62	1.385	15:39:14.697

P12 28		John OWEN			MCR S2000				
IDEAL LAP TIME : 2:37.840		BEST LAP TIME : 2:38.059			DIFFERENCE : 0.219				
LAP	SECTOR 1		SECTOR 2		SECTOR 3	LAP TIME	MPH	DIFF	TIME OF DAY
1 -	53.220	110.5	1:27.266	114.3	31.709	2:52.195	76.52	14.136	15:23:24.000
2 -	51.303	121.3	1:26.753	116.5	30.044	2:48.100	78.39	10.041	15:26:12.100
3 -	49.797	123.8	1:23.508	122.0	29.605	2:42.910	80.89	4.851	15:28:55.010
4 -	48.312	125.2	1:21.107	120.6	29.266	2:38.685 (2)	83.04	0.626	15:31:33.695
5 -	49.086	124.0	1:21.075	120.9	29.458	2:39.619 (3)	82.55	1.560	15:34:13.314
6 -	48.034	124.2	1:23.126	119.8	29.094	2:40.254	82.23	2.195	15:36:53.568
7 -	47.973	125.9	1:20.773	121.3	29.313	2:38.059 (1)	83.37		15:39:31.627

P13 22		Andreas GEORGIU			MCR S2000				
IDEAL LAP TIME : 2:37.869		BEST LAP TIME : 2:38.448			DIFFERENCE : 0.579				
LAP	SECTOR 1		SECTOR 2		SECTOR 3	LAP TIME	MPH	DIFF	TIME OF DAY
1 -	53.621	108.4	1:26.239	98.9	30.320	2:50.180	77.43	11.732	15:23:09.427
2 -	48.984	125.4	1:41.011	113.7	29.457	2:59.452	73.43	21.004	15:26:08.879
3 -	49.147	126.3	1:22.809	120.9	28.874	2:40.830	81.93	2.382	15:28:49.709
4 -	48.415	127.8	1:23.054	116.9	29.549	2:41.018	81.84	2.570	15:31:30.727
5 -	48.756	120.2	1:22.335	118.7	29.622	2:40.713 (2)	81.99	2.265	15:34:11.440
6 -	48.910	125.6	1:23.044	118.3	28.842	2:40.796 (3)	81.95	2.348	15:36:52.236
7 -	48.479	126.6	1:20.612	118.1	29.357	2:38.448 (1)	83.16		15:39:30.684

P14 111		Grant GIBSON			Van Diemen RF94 2200				
IDEAL LAP TIME : 2:38.760		BEST LAP TIME : 2:38.982			DIFFERENCE : 0.222				
LAP	SECTOR 1		SECTOR 2		SECTOR 3	LAP TIME	MPH	DIFF	TIME OF DAY
1 -	54.031	110.9	1:29.584	107.3	30.669	2:54.284	75.61	15.302	15:23:12.346
2 -	49.251	124.9	1:23.149	117.5	30.020	2:42.420	81.13	3.438	15:25:54.766
3 -	50.276	125.2	1:22.663	118.9	29.505	2:42.444	81.12	3.462	15:28:37.210
4 -	48.690	126.1	1:21.454	120.4	28.838	2:38.982 (1)	82.88		15:31:16.192
5 -	48.594	125.6	1:22.023	120.9	28.911	2:39.528 (3)	82.60	0.546	15:33:55.720
6 -	48.913	125.9	1:21.328	119.1	28.968	2:39.209 (2)	82.77	0.227	15:36:34.929
7 -	49.508	115.7	1:23.978	117.1	29.062	2:42.548	81.07	3.566	15:39:17.477

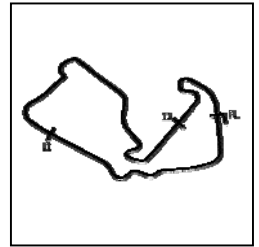
P15 42		Sebastien BAMSEY			MCR S2000 Duratec				
IDEAL LAP TIME : 2:39.107		BEST LAP TIME : 2:39.151			DIFFERENCE : 0.044				
LAP	SECTOR 1		SECTOR 2		SECTOR 3	LAP TIME	MPH	DIFF	TIME OF DAY
1 -	55.884	103.7	1:30.776	110.0	31.699	2:58.359	73.88	19.208	15:23:23.465
2 -	51.573	125.4	1:28.433	112.9	30.395	2:50.401	77.33	11.250	15:26:13.866
3 -	50.053	126.6	1:24.779	121.1	29.276	2:44.108	80.29	4.957	15:28:57.974
4 -	49.052	126.3	1:23.855	121.1	29.096	2:42.003	81.34	2.852	15:31:39.977
5 -	48.288	127.8	1:22.241	120.6	29.288	2:39.817 (2)	82.45	0.666	15:34:19.794
6 -	48.845	126.3	1:23.108	118.9	29.675	2:41.628 (3)	81.53	2.477	15:37:01.422
7 -	48.159	127.5	1:21.852	121.3	29.140	2:39.151 (1)	82.80		15:39:40.573

Weather / Track : Drizzle / Wet

Silverstone GP
 Circuit Length = 3.6604 miles
 Start: 15:19 Flag 15:39 End: 15:41

Creative Funding Solutions Sports 2000 Championship

QUALIFYING - RACE 9 - SECTOR ANALYSIS



SECTOR 1 = FL to I1, SECTOR 2 = I1 to I2, SECTOR 3 = I2 to FL, DIFF = Difference To Personal Best Lap, P = Crossed Finish Line in Pit Lane, D = Time Disallowed

P16 69		Ross HYETT				Lola 88/90			
IDEAL LAP TIME : 2:39.262		BEST LAP TIME : 2:39.959				DIFFERENCE : 0.697			
LAP	SECTOR 1		SECTOR 2		SECTOR 3	LAP TIME	MPH	DIFF	TIME OF DAY
1 -	58.025	112.2	1:25.014	110.5	29.537	2:52.576	76.35	12.617	15:23:29.338
2 -	50.993	114.1	1:24.093	107.3	30.227	2:45.313	79.71	5.354	15:26:14.651
3 -	51.366	114.1	1:24.061	108.4	29.255	2:44.682	80.01	4.723	15:28:59.333
4 -	49.395	113.9	1:23.418	109.6	29.276	2:42.089 (2)	81.29	2.130	15:31:41.422
5 -	48.801	114.9	1:21.817	109.4	29.341	2:39.959 (1)	82.38		15:34:21.381
6 -	48.549	115.1	1:28.013	91.6	32.961	2:49.523	77.73	9.564	15:37:10.904
7 -	52.783	111.2	1:22.480	109.6	28.896	2:44.159 (3)	80.27	4.200	15:39:55.063

P17 73		Ashley LAW				MCR S2			
IDEAL LAP TIME : 2:40.500		BEST LAP TIME : 2:41.136				DIFFERENCE : 0.636			
LAP	SECTOR 1		SECTOR 2		SECTOR 3	LAP TIME	MPH	DIFF	TIME OF DAY
1 -	52.506	116.5	1:28.128	96.9	IN PIT	3:00.561 P	72.98	19.425	15:23:08.724
2 -	OUTLAP	119.8	1:26.886	120.2	29.819	3:30.815	62.50	49.679	15:26:39.539
3 -	50.047	126.8	1:41.541	115.1	30.538	3:02.126	72.35	20.990	15:29:41.665
4 -	49.548	124.0	1:24.375	122.2	30.142	2:44.065	80.32	2.929	15:32:25.730
5 -	50.310	126.1	1:22.846	119.8	29.688	2:42.844 (3)	80.92	1.708	15:35:08.574
6 -	48.846	128.3	1:22.579	117.3	29.711	2:41.136 (1)	81.78		15:37:49.710
7 -	48.233	129.8	1:23.476	119.8	30.081	2:41.790 (2)	81.44	0.654	15:40:31.500

P18 36		Nicholas HYETT				Tiga Pinto			
IDEAL LAP TIME : 2:40.924		BEST LAP TIME : 2:41.483				DIFFERENCE : 0.559			
LAP	SECTOR 1		SECTOR 2		SECTOR 3	LAP TIME	MPH	DIFF	TIME OF DAY
1 -	55.189	108.2	1:33.354	107.8	32.845	3:01.388	72.64	19.905	15:23:16.646
2 -	52.515	105.5	1:25.580	112.2	29.916	2:48.011	78.43	6.528	15:26:04.657
3 -	49.516	118.3	1:23.893	113.1	29.412	2:42.821 (3)	80.93	1.338	15:28:47.478
4 -	49.293	118.9	1:22.798	114.9	29.771	2:41.862 (2)	81.41	0.379	15:31:29.340
5 -	48.714	118.7	1:23.147	112.0	29.622	2:41.483 (1)	81.60		15:34:10.823
6 -	54.227	115.7	1:26.244	114.3	29.950	2:50.421	77.32	8.938	15:37:01.244
7 -	51.291	118.3	1:25.984	114.3	29.414	2:46.689	79.05	5.206	15:39:47.933

P19 92		David WILLIAMS				Lola T492			
IDEAL LAP TIME : 2:41.020		BEST LAP TIME : 2:41.787				DIFFERENCE : 0.767			
LAP	SECTOR 1		SECTOR 2		SECTOR 3	LAP TIME	MPH	DIFF	TIME OF DAY
1 -	1:03.579	72.7	1:31.251	108.4	30.620	3:05.450	71.05	23.663	15:23:39.949
2 -	50.218	117.3	1:25.348	111.8	30.920	2:46.486	79.15	4.699	15:26:26.435
3 -	49.021	118.5	1:23.541	111.8	29.904	2:42.466 (2)	81.11	0.679	15:29:08.901
4 -	48.802	118.3	1:23.779	112.4	29.896	2:42.477 (3)	81.10	0.690	15:31:51.378
5 -	49.185	117.9	1:22.627	112.5	29.975	2:41.787 (1)	81.45		15:34:33.165
6 -	48.497	118.5	1:30.200	111.1	30.256	2:48.953	77.99	7.166	15:37:22.118
7 -	48.808	118.1	1:26.009	112.4	29.988	2:44.805	79.95	3.018	15:40:06.923

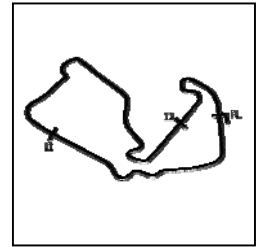
P20 17		Clive STEEPER				TIGA SC 80			
IDEAL LAP TIME : 2:45.317		BEST LAP TIME : 2:45.341				DIFFERENCE : 0.024			
LAP	SECTOR 1		SECTOR 2		SECTOR 3	LAP TIME	MPH	DIFF	TIME OF DAY
1 -	57.197	108.5	1:30.603	103.5	32.004	2:59.804	73.28	14.463	15:23:31.225
2 -	51.420	115.7	1:27.489	110.1	31.261	2:50.170	77.43	4.829	15:26:21.395
3 -	50.939	116.7	1:27.588	109.1	30.902	2:49.429	77.77	4.088	15:29:10.824
4 -	50.842	116.9	1:27.557	111.1	31.024	2:49.423	77.78	4.082	15:32:00.247
5 -	50.632	116.9	1:25.563	110.9	30.965	2:47.160 (3)	78.83	1.819	15:34:47.407
6 -	50.076	116.9	1:25.847	111.4	31.056	2:46.979 (2)	78.91	1.638	15:37:34.386
7 -	50.037	116.9	1:24.378	111.2	30.926	2:45.341 (1)	79.70		15:40:19.727

Weather / Track : Drizzle / Wet

Silverstone GP
Circuit Length = 3.6604 miles
Start: 15:19 Flag 15:39 End: 15:41

Creative Funding Solutions Sports 2000 Championship

QUALIFYING - RACE 9 - SECTOR ANALYSIS



SECTOR 1 = FL to I1, SECTOR 2 = I1 to I2, SECTOR 3 = I2 to FL, DIFF = Difference To Personal Best Lap, P = Crossed Finish Line in Pit Lane, D = Time Disallowed

P21 33		Mike FRY				Tiga SC79			
IDEAL LAP TIME : 2:46.662		BEST LAP TIME : 2:47.036				DIFFERENCE : 0.374			
LAP	SECTOR 1		SECTOR 2		SECTOR 3	LAP TIME	MPH	DIFF	TIME OF DAY
1 -	55.039	107.2	1:31.907	104.2	32.862	2:59.808	73.28	12.772	15:23:21.985
2 -	52.760	112.7	1:28.329	107.8	31.272	2:52.361	76.45	5.325	15:26:14.346
3 -	52.443	113.1	1:26.486	108.0	31.212	2:50.141	77.45	3.105	15:29:04.487
4 -	52.075	114.3	1:26.875	110.0	30.455	2:49.405	77.78	2.369	15:31:53.892
5 -	50.837	114.1	1:25.819	108.7	30.380	2:47.036 (1)	78.89		15:34:40.928
6 -	50.799	114.3	1:26.096	108.5	31.237	2:48.132 (2)	78.37	1.096	15:37:29.060
7 -	51.832	114.1	1:26.392	108.9	30.044	2:48.268 (3)	78.31	1.232	15:40:17.328

P22 54		Peter NEEDHAM				Van Diemen SR2000			
IDEAL LAP TIME : 2:47.614		BEST LAP TIME : 2:47.669				DIFFERENCE : 0.055			
LAP	SECTOR 1		SECTOR 2		SECTOR 3	LAP TIME	MPH	DIFF	TIME OF DAY
1 -	56.527	116.5	1:30.649	112.4	31.585	2:58.761 (3)	73.71	11.092	15:23:26.313
2 -	52.515	118.1	1:27.610	112.9	30.825	2:50.950 (2)	77.08	3.281	15:26:17.263
3 -	51.262	117.9	1:25.527	110.5	30.880	2:47.669 (1)	78.59		15:29:04.932
4 -	52.575	111.8	1:36.583	80.7	IN PIT	3:19.220 P	66.14	31.551	15:32:24.152

P23 16		Richard COOKE				Lola T87/90			
IDEAL LAP TIME : 2:48.142		BEST LAP TIME : 2:48.376				DIFFERENCE : 0.234			
LAP	SECTOR 1		SECTOR 2		SECTOR 3	LAP TIME	MPH	DIFF	TIME OF DAY
1 -	59.690	93.8	1:33.762	102.9	32.221	3:05.673	70.97	17.297	15:23:39.675
2 -	54.458	113.1	1:32.046	103.0	32.811	2:59.315	73.48	10.939	15:26:38.990
3 -	54.348	114.1	1:31.483	105.3	31.902	2:57.733	74.14	9.357	15:29:36.723
4 -	53.493	113.9	1:28.355	107.0	31.986	2:53.834	75.80	5.458	15:32:30.557
5 -	53.207	113.7	1:27.389	107.8	31.367	2:51.963 (3)	76.63	3.587	15:35:22.520
6 -	51.853	113.9	1:26.357	108.2	31.065	2:49.275 (2)	77.84	0.899	15:38:11.795
7 -	51.377	114.7	1:25.700	108.2	31.299	2:48.376 (1)	78.26		15:41:00.171

Creative Funding Solutions Sports 2000 Championship

QUALIFYING - RACE 9 - BEST SECTORS

SECTOR 1			SECTOR 2			SECTOR 3			IDEAL / BEST COMPARISON						
POS	NO	NAME	TIME	NO	NAME	TIME	NO	NAME	TIME	POS	NO	NAME	IDEAL	BEST	DIFF
													PERFECT LAP	2:22.717	
1	26	STOTEN	43.269	26	STOTEN	1:13.023	26	STOTEN	26.425	1	26	STOTEN	2:22.717	2:23.203	0.486
2	1	GIBBINS	43.802	1	GIBBINS	1:13.751	1	GIBBINS	26.465	2	1	GIBBINS	2:24.018	2:24.018	0.000
3	35	BURROUGHS	44.319	35	BURROUGHS	1:13.985	38	LESNIEWSKI	26.866	3	35	BURROUGHS	2:25.261	2:25.517	0.256
4	38	LESNIEWSKI	44.514	91	LAW	1:15.156	35	BURROUGHS	26.957	4	38	LESNIEWSKI	2:26.653	2:26.947	0.294
5	71	TRAYHURN	44.875	38	LESNIEWSKI	1:15.273	88	WILLIAMS	27.357	5	71	TRAYHURN	2:28.498	2:30.076	1.578
6	88	WILLIAMS	45.524	71	TRAYHURN	1:16.238	71	TRAYHURN	27.385	6	91	LAW	2:28.787	2:28.787	0.000
7	91	LAW	45.770	88	WILLIAMS	1:16.918	41	BILLINGSLEY	27.783	7	88	WILLIAMS	2:29.799	2:30.050	0.251
8	41	BILLINGSLEY	46.213	34	DONNAN	1:18.241	91	LAW	27.861	8	41	BILLINGSLEY	2:32.313	2:32.489	0.176
9	34	DONNAN	46.308	41	BILLINGSLEY	1:18.317	34	DONNAN	28.569	9	34	DONNAN	2:33.118	2:33.118	0.000
10	4	BATES	47.050	4	BATES	1:18.613	4	BATES	28.748	10	4	BATES	2:34.411	2:34.411	0.000
11	7	TURNER	47.488	7	TURNER	1:19.333	111	GIBSON	28.838	11	7	TURNER	2:35.972	2:36.188	0.216
12	28	OWEN	47.973	22	GEORGIU	1:20.612	22	GEORGIU	28.842	12	28	OWEN	2:37.840	2:38.059	0.219
13	42	BAMSEY	48.159	28	OWEN	1:20.773	69	HYETT	28.896	13	22	GEORGIU	2:37.869	2:38.448	0.579
14	73	LAW	48.233	111	GIBSON	1:21.328	28	OWEN	29.094	14	111	GIBSON	2:38.760	2:38.982	0.222
15	22	GEORGIU	48.415	69	HYETT	1:21.817	42	BAMSEY	29.096	15	42	BAMSEY	2:39.107	2:39.151	0.044
16	92	WILLIAMS	48.497	42	BAMSEY	1:21.852	7	TURNER	29.151	16	69	HYETT	2:39.262	2:39.959	0.697
17	69	HYETT	48.549	73	LAW	1:22.579	36	HYETT	29.412	17	73	LAW	2:40.500	2:41.136	0.636
18	111	GIBSON	48.594	92	WILLIAMS	1:22.627	73	LAW	29.688	18	36	HYETT	2:40.924	2:41.483	0.559
19	36	HYETT	48.714	36	HYETT	1:22.798	92	WILLIAMS	29.896	19	92	WILLIAMS	2:41.020	2:41.787	0.767
20	17	STEEPER	50.037	17	STEEPER	1:24.378	33	FRY	30.044	20	17	STEEPER	2:45.317	2:45.341	0.024
21	33	FRY	50.799	54	NEEDHAM	1:25.527	54	NEEDHAM	30.825	21	33	FRY	2:46.662	2:47.036	0.374
22	54	NEEDHAM	51.262	16	COOKE	1:25.700	17	STEEPER	30.902	22	54	NEEDHAM	2:47.614	2:47.669	0.055
23	16	COOKE	51.377	33	FRY	1:25.819	16	COOKE	31.065	23	16	COOKE	2:48.142	2:48.376	0.234

Weather / Track : Drizzle / Wet

Results can be found at www.tsl-timing.com

Silverstone GP

Circuit Length = 3.6604 miles

Start: 15:19 Flag 15:39 End: 15:41

Printed - 15:43 Saturday, 15 August 2020

Creative Funding Solutions Sports 2000 Championship

QUALIFYING - RACE 9 - STATISTICS

Competitors Started 23
Planned Start 2020-08-15 @ 15:20:00.000
Actual Start 2020-08-15 @ 15:19:07.372
Finish Time 2020-08-15 @ 15:39:11.112
Track Length 3.6604mi.
Total Laps 156
Total Distance Covered 571.0376mi.

Session Fastest Lap History

NO	NAME	LAP TIME	TIME OF DAY	LAP	VEHICLE
91	Joshua LAW	2:28.787	15:22:33.137	1	MCR S2
1	Michael GIBBINS	2:24.765	15:25:03.632	2	MCR S2000
1	Michael GIBBINS	2:24.018	15:27:27.650	3	MCR S2000
26	Tom STOTEN	2:23.940	15:30:14.495	4	Gunn TS11
26	Tom STOTEN	2:23.348	15:32:37.843	5	Gunn TS11
26	Tom STOTEN	2:23.203	15:39:49.783	8	Gunn TS11

Flag History

TYPE	TIME OF DAY
GREEN	15:19:07.372
FINISH	15:39:11.112

Flag Statistics

TYPE	COUNT	TOTAL LAPS	TOTAL TIME
Green	1	8	22:48.828
Red	0	0	0.000
Safety Car	0	0	0.000
FCY	0	0	0.000

Weather / Track : Drizzle / Wet

Results can be found at www.tsl-timing.com

Silverstone GP
Circuit Length = 3.6604 miles
Start: 15:19 Flag 15:39 End: 15:41

Printed - 15:43 Saturday, 15 August 2020

Creative Funding Solutions Sports 2000 Championship

RACE 9 - GRID (30 minutes) - AMENDED

ROW 12	24	46	Gwyn POLLARD	2:48.376	23	16	Richard COOKE
ROW 11				2:47.669	22	54	Peter NEEDHAM
				2:47.036	21	33	Mike FRY
ROW 10	20	17	Clive STEEPER	2:45.341	19	92	David WILLIAMS
				2:41.787			
ROW 9				2:41.483	18	36	Nicholas HYETT
				2:41.136	17	73	Ashley LAW
ROW 8	16	69	Ross HYETT	2:39.959	15	42	Sebastien BAMSEY
				2:39.151			
ROW 7				2:38.982	14	111	Grant GIBSON
				2:38.448	13	22	Andreas GEORGIU
ROW 6	12	28	John OWEN	2:38.059	11	7	Mike TURNER
				2:36.188			
ROW 5				2:34.411	10	4	Nick BATES
				2:33.118	9	34	Roger DONNAN
ROW 4	8	41	Giles BILLINGSLEY	2:32.489	7	71	Paul TRAYHURN
				2:30.076			
ROW 3				2:30.050	6	88	Peter WILLIAMS
				2:28.787	5	91	Joshua LAW
ROW 2	4	38	Dominic LESNIEWSKI	2:26.947	3	35	Neil BURROUGHS
				2:25.517			
ROW 1				2:24.018	2	1	Michael GIBBINS
				2:23.203	1	26	Tom STOTEN
							Pole

Car 46 allowed to start from back of the grid.

Silverstone GP
Circuit Length = 3.6604 miles

These results are provisional until the conclusion of any judicial and technical matters.

Clerk Of Course :	Steward :	Timekeeper : Nick Palmer
-------------------	-----------	--------------------------

Creative Funding Solutions Sports 2000 Championship

RACE 9 - CLASSIFICATION

POS	NO	NAME	ENTRY	LAPS	TIME	GAP	DIFF	MPH	BEST	ON
1	1	Michael GIBBINS	MCR S2000	14	32:11.506			95.51	2:14.705	13
2	26	Tom STOTEN	Gunn TS11	14	32:25.230	13.724	13.724	94.84	2:15.287	12
3	91	Joshua LAW	MCR S2	14	32:25.372	13.866	0.142	94.83	2:14.037	13
4	38*	Dominic LESNIEWSKI	MCR S2	14	32:45.070	33.564	19.698	93.88	2:17.021	14
5	71	Paul TRAYHURN	Gunn TS11	14	33:17.887	1:06.381	32.817	92.34	2:16.890	9
6	35	Neil BURROUGHS	Gunn TS12	14	33:32.865	1:21.359	14.978	91.65	2:19.994	4
7	41	Giles BILLINGSLEY	MCR SS2	14	34:17.342	2:05.836	44.477	89.67	2:23.822	13
8	34	Roger DONNAN	MCR S2000	13	32:14.813	1 Lap	1 Lap	88.54	2:26.679	11
9	4	Nick BATES	MCR S2000	13	32:21.267	1 Lap	6.454	88.24	2:24.548	12
10	42	Sebastien BAMSEY	MCR S2000 Duratec	13	32:31.959	1 Lap	10.692	87.76	2:23.220	13
11	28	John OWEN	MCR S2000	13	32:32.349	1 Lap	0.390	87.74	2:24.005	13
12	88	Peter WILLIAMS	MCR S2000	13	32:43.192	1 Lap	10.843	87.26	2:29.486	3
13	111	Grant GIBSON	Van Diemen RF94 2200	13	32:44.643	1 Lap	1.451	87.19	2:26.300	13
14	54	Peter NEEDHAM	Van Diemen SR2000	13	33:04.539	1 Lap	19.896	86.32	2:25.628	13
15	22	Andreas GEORGIU	MCR S2000	13	33:08.363	1 Lap	3.824	86.15	2:31.098	6
16	36	Nicholas HYETT	Tiga Pinto	13	33:09.288	1 Lap	0.925	86.11	2:26.924	12
17	92	David WILLIAMS	Lola T492	13	33:09.372	1 Lap	0.084	86.11	2:26.955	13
18	69	Ross HYETT	Lola 88/90	13	33:49.823	1 Lap	40.451	84.39	2:27.613	13
19	33	Mike FRY	Tiga SC79	13	34:23.917	1 Lap	34.094	83.00	2:35.806	9
20	16	Richard COOKE	Lola T87/90	12	32:30.227	2 Laps	1 Lap	81.08	2:35.477	12
21	17	Clive STEEPER	TIGA SC 80	12	32:30.860	2 Laps	0.633	81.05	2:35.642	10

NOT CLASSIFIED

DNF	73	Ashley LAW	MCR S2	9	22:48.616	5 Laps	3 Laps	86.65	2:27.345	8
DNF	46	Gwyn POLLARD	Crosslé 9S	6	16:17.766	8 Laps	3 Laps	80.86	2:33.915	3
DNF	7	Mike TURNER	Sports 2000	3	8:18.720	11 Laps	3 Laps	79.26	2:33.125	2

FASTEST LAP

91	Joshua LAW	MCR S2	13	2:14.037	98.31 mph	158.22 kph
----	------------	--------	----	----------	-----------	------------

*Car 38 - 5 second penalty for exceeding track limits.

Weather / Track : Cloudy / Damp

These results are provisional until the conclusion of any judicial and technical matters.

Silverstone GP

Circuit Length = 3.6604 miles

Start: 11:00 Flag 11:32 End: 11:34

Clerk Of Course :	Steward :	Timekeeper : Nick Palmer
-------------------	-----------	--------------------------

Creative Funding Solutions Sports 2000 Championship

RACE 9 - LAP CHART

LAP 1 @ 11:02:51.647			LAP 2 @ 11:05:12.505			LAP 3 @ 11:07:32.845			LAP 4 @ 11:09:52.145			LAP 5 @ 11:12:10.204		
NO	BEHIND	LAP TIME	NO	BEHIND	LAP TIME	NO	BEHIND	LAP TIME	NO	BEHIND	LAP TIME	NO	BEHIND	LAP TIME
1		2:27.102	1		2:20.858	1		2:20.340	1		2:19.300	1		2:18.059
38	0.914	2:28.016	38	2.215	2:22.159	38	3.210	2:21.335	38	4.773	2:20.863	38	6.655	2:19.941
35	1.954	2:29.056	35	3.543	2:22.447	35	4.786	2:21.583	35	5.480	2:19.994	91	8.199	2:18.707
26	4.168	2:31.270	91	6.806	2:22.314	91	8.853	2:22.387	91	7.551	2:17.998	26	9.532	2:18.010
91	5.350	2:32.452	26	6.849	2:23.539	26	9.198	2:22.689	26	9.581	2:19.683	35	17.615	2:30.194
88	7.627	2:34.729	41	15.455	2:28.370	71	21.975	2:26.597	71	27.149	2:24.474	71	30.937	2:21.847
41	7.943	2:35.045	71	15.718	2:28.259	41	24.305	2:29.190	41	31.819	2:26.814	41	40.678	2:26.918
71	8.317	2:35.419	88	16.722	2:29.953	88	25.868	2:29.486	88	36.233	2:29.665	88	49.208	2:31.034
34	11.644	2:38.746	34	20.647	2:29.861	34	30.115	2:29.808	34	39.256	2:28.441	34	49.312	2:28.115
22	12.403	2:39.505	22	24.665	2:33.120	22	36.736	2:32.411	22	49.308	2:31.872	22	1:03.484	2:32.235
4	13.377	2:40.479	4	26.163	2:33.644	4	37.930	2:32.107	4	50.054	2:31.424	4	1:03.696	2:31.701
111	14.812	2:41.914	111	28.068	2:34.114	111	39.931	2:32.203	111	52.818	2:32.187	111	1:05.168	2:30.409
7	16.253	2:43.355	7	28.520	2:33.125	42	40.323	2:31.496	28	54.503	2:31.017	28	1:07.200	2:30.756
28	16.662	2:43.764	42	29.167	2:33.011	28	42.786	2:32.758	73	55.576	2:31.535	73	1:07.974	2:30.457
42	17.014	2:44.116	28	30.368	2:34.564	73	43.341	2:32.831	42	1:02.700	2:41.677	42	1:14.564	2:29.923
73	17.763	2:44.865	73	30.850	2:33.945	46	54.247	2:33.915	46	1:09.972	2:35.025	92	1:27.022	2:32.439
92	20.710	2:47.812	92	39.728	2:39.876	92	57.006	2:37.618	92	1:12.642	2:34.936	46	1:27.375	2:35.462
54	22.799	2:49.901	46	40.672	2:37.751	54	58.583	2:36.741	54	1:14.529	2:35.246	54	1:28.598	2:32.128
46	23.779	2:50.881	54	42.182	2:40.241	36	58.901	2:35.151	36	1:15.267	2:35.666	36	1:29.657	2:32.449
33	25.760	2:52.862	36	44.090	2:38.762	33	1:03.688	2:39.555	33	1:24.361	2:39.973	33	1:43.578	2:37.276
36	26.186	2:53.288	33	44.473	2:39.571	69	1:08.213	2:40.579	69	1:29.048	2:40.135	69	1:48.838	2:37.849
69	26.727	2:53.829	69	47.974	2:42.105	7	1:10.420	3:02.240 P	17	1:47.261	2:44.138	17	2:12.181	2:42.979
17	27.458	2:54.560	16	54.779	2:47.706	16	1:21.414	2:46.975	16	1:48.117	2:46.003	16	2:12.760	2:42.702
16	27.931	2:55.033	17	55.339	2:48.739	17	1:22.423	2:47.424						

Weather / Track : Cloudy / Damp

Creative Funding Solutions Sports 2000 Championship

RACE 9 - LAP CHART

LAP 6 @ 11:14:27.255			LAP 7 @ 11:16:45.013			LAP 8 @ 11:19:01.043			LAP 9 @ 11:21:16.709			LAP 10 @ 11:23:33.407		
NO	BEHIND	LAP TIME	NO	BEHIND	LAP TIME	NO	BEHIND	LAP TIME	NO	BEHIND	LAP TIME	NO	BEHIND	LAP TIME
1		2:17.051	1		2:17.758	1		2:16.030	1		2:15.666	1		2:16.698
38	8.189	2:18.585	38	10.011	2:19.580	33	1 Lap	2:35.851	26	14.632	2:17.225	54	1 Lap	2:29.896
91	8.787	2:17.639	26	10.234	2:18.314	69	1 Lap	2:34.245	38	15.596	2:18.507	92	1 Lap	2:30.618
26	9.678	2:17.197	91	17.003	2:25.974	38	12.755	2:18.774	91	16.656	2:15.553	36	1 Lap	2:31.445
35	29.773	2:29.209	16	1 Lap	2:41.672	26	13.073	2:18.869	33	1 Lap	2:36.268	26	14.371	2:16.437
71	34.273	2:20.387	17	1 Lap	2:42.279	91	16.769	2:15.796	69	1 Lap	2:33.821	91	15.599	2:15.641
41	52.776	2:29.149	35	37.350	2:25.335	35	45.254	2:23.934	35	53.250	2:23.662	38	16.181	2:17.283
34	1:00.582	2:28.321	71	51.642	2:35.127	17	1 Lap	2:43.685	71	55.755	2:16.890	69	1 Lap	2:33.307
88	1:02.811	2:30.654	41	1:01.091	2:26.073	16	1 Lap	2:44.646	17	1 Lap	2:40.627	33	1 Lap	2:35.806
4	1:15.253	2:28.608	34	1:09.581	2:26.757	71	54.531	2:18.919	16	1 Lap	2:39.955	71	58.467	2:19.410
22	1:17.531	2:31.098	88	1:15.340	2:30.287	41	1:11.656	2:26.595	41	1:21.347	2:25.357	35	59.303	2:22.751
111	1:18.431	2:30.314	4	1:25.243	2:27.748	34	1:22.617	2:29.066	34	1:34.762	2:27.811	41	1:30.141	2:25.492
28	1:19.238	2:29.089	111	1:29.740	2:29.067	88	1:30.234	2:30.924	88	1:46.226	2:31.658	17	1 Lap	2:37.905
73	1:20.014	2:29.091	73	1:31.932	2:29.676	4	1:36.148	2:26.935	4	1:46.899	2:26.417	16	1 Lap	2:38.305
42	1:28.940	2:31.427	22	1:32.631	2:32.858	111	1:42.909	2:29.199	73	1:56.452	2:28.871	34	1:45.767	2:27.703
92	1:43.203	2:33.232	28	1:32.772	2:31.292	73	1:43.247	2:27.345	28	1:57.965	2:30.240	4	1:57.102	2:26.901
54	1:43.365	2:31.818	42	1:38.008	2:26.826	28	1:43.391	2:26.649	42	1:58.301	2:26.441	88	1:59.908	2:30.380
36	1:43.808	2:31.202	54	1:55.852	2:30.245	42	1:47.526	2:25.548	111	1:58.886	2:31.643	28	2:07.967	2:26.700
33	2:03.072	2:36.545	92	1:56.150	2:30.705	22	1:49.272	2:32.671	22	2:05.578	2:31.972	42	2:08.353	2:26.750
69	2:08.100	2:36.313	36	1:56.589	2:30.539	54	2:09.646	2:29.824				111	2:11.439	2:29.251
46	2:15.056	3:04.732 P				36	2:10.816	2:30.257						
						92	2:11.053	2:30.933						

Weather / Track : Cloudy / Damp

Silverstone GP

Circuit Length = 3.6604 miles

Start: 11:00 Flag 11:32 End: 11:34

Creative Funding Solutions Sports 2000 Championship

RACE 9 - LAP CHART

LAP 11 @ 11:25:49.630			LAP 12 @ 11:28:06.064			LAP 13 @ 11:30:20.769			LAP 14 @ 11:32:36.051		
NO	BEHIND	LAP TIME	NO	BEHIND	LAP TIME	NO	BEHIND	LAP TIME	NO	BEHIND	LAP TIME
1		2:16.223	1		2:16.434	1		2:14.705	1		2:15.282
22	1 Lap	2:33.119	28	1 Lap	2:25.872	28	1 Lap	2:25.643	34	1 Lap	2:26.723
26	14.132	2:15.984	42	1 Lap	2:27.383	42	1 Lap	2:24.141	4	1 Lap	2:25.259
91	16.036	2:16.660	111	1 Lap	2:29.723	26	13.672	2:15.392	26	13.724	2:15.334
54	1 Lap	2:29.015	26	12.985	2:15.287	91	13.784	2:14.037	91	13.866	2:15.364
92	1 Lap	2:28.082	91	14.452	2:14.850	88	1 Lap	2:32.566	16	2 Laps	2:35.477
36	1 Lap	2:27.940	22	1 Lap	2:31.698	111	1 Lap	2:28.319	17	2 Laps	2:36.466
38	21.627	2:21.669	38	24.453	2:19.260	38	26.825	2:17.077	42	1 Lap	2:23.220
69	1 Lap	2:31.290	54	1 Lap	2:27.845	22	1 Lap	2:33.867	28	1 Lap	2:24.005
71	59.752	2:17.508	92	1 Lap	2:27.462	54	1 Lap	2:26.011	38	28.564	2:17.021
35	1:05.639	2:22.559	36	1 Lap	2:27.663	36	1 Lap	2:26.924	88	1 Lap	2:30.638
33	1 Lap	2:38.803	71	1:00.857	2:17.539	92	1 Lap	2:28.704	111	1 Lap	2:26.300
41	1:39.047	2:25.129	35	1:10.178	2:20.973	71	1:04.377	2:18.225	54	1 Lap	2:25.628
17	1 Lap	2:35.642	69	1 Lap	2:30.206	35	1:16.357	2:20.884	22	1 Lap	2:31.937
16	1 Lap	2:35.686	33	1 Lap	2:36.796	69	1 Lap	2:28.531	36	1 Lap	2:28.002
34	1:56.223	2:26.679	41	1:48.047	2:25.434	33	1 Lap	2:37.852	92	1 Lap	2:26.955
4	2:06.375	2:25.496	34	2:06.571	2:26.782	41	1:57.164	2:23.822	71	1:06.381	2:17.286
88	2:14.903	2:31.218	17	1 Lap	2:36.416				35	1:21.359	2:20.284
			16	1 Lap	2:36.067				69	1 Lap	2:27.613
			4	2:14.489	2:24.548				41	2:05.836	2:23.954
									33	1 Lap	2:36.759

Weather / Track : Cloudy / Damp

Results can be found at www.tsl-timing.com

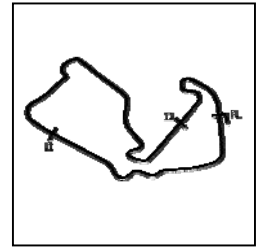
Page 3 of 3

Silverstone GP
 Circuit Length = 3.6604 miles
 Start: 11:00 Flag 11:32 End: 11:34

Printed - 11:36 Sunday, 16 August 2020

Creative Funding Solutions Sports 2000 Championship

RACE 9 - SECTOR ANALYSIS



SECTOR 1 = FL to I1, SECTOR 2 = I1 to I2, SECTOR 3 = I2 to FL, DIFF = Difference To Personal Best Lap, P = Crossed Finish Line in Pit Lane, D = Time Disallowed

P1 1		Michael GIBBINS		MCR S2000			
IDEAL LAP TIME : 2:14.321		BEST LAP TIME : 2:14.705		DIFFERENCE : 0.384			
LAP	SECTOR 1	SECTOR 2	SECTOR 3	LAP TIME	MPH	DIFF	TIME OF DAY
1 -		1:15.005	26.136	2:27.102	89.58	12.397	11:02:51.647
2 -	42.807	1:12.604	25.447	2:20.858	93.55	6.153	11:05:12.505
3 -	42.395	1:12.677	25.268	2:20.340	93.89	5.635	11:07:32.845
4 -	42.247	1:11.859	25.194	2:19.300	94.60	4.595	11:09:52.145
5 -	41.720	1:11.247	25.092	2:18.059	95.45	3.354	11:12:10.204
6 -	41.559	1:10.715	24.777	2:17.051	96.15	2.346	11:14:27.255
7 -	42.335	1:10.737	24.686	2:17.758	95.65	3.053	11:16:45.013
8 -	41.116	1:10.310	24.604	2:16.030	96.87	1.325	11:19:01.043
9 -	40.990	1:10.020	24.656	2:15.666 (3)	97.13	0.961	11:21:16.709
10 -	40.951	1:11.156	24.591	2:16.698	96.40	1.993	11:23:33.407
11 -	40.787	1:10.891	24.545	2:16.223	96.73	1.518	11:25:49.630
12 -	40.892	1:11.048	24.494	2:16.434	96.58	1.729	11:28:06.064
13 -	40.930	1:09.681	24.094	2:14.705 (1)	97.82		11:30:20.769
14 -	41.373	1:09.440	24.469	2:15.282 (2)	97.40	0.577	11:32:36.051

P2 26		Tom STOTEN		Gunn TS11			
IDEAL LAP TIME : 2:14.381		BEST LAP TIME : 2:15.287		DIFFERENCE : 0.906			
LAP	SECTOR 1	SECTOR 2	SECTOR 3	LAP TIME	MPH	DIFF	TIME OF DAY
1 -		1:17.483	26.329	2:31.270	87.11	15.983	11:02:55.815
2 -	42.775	1:14.442	26.322	2:23.539	91.80	8.252	11:05:19.354
3 -	42.820	1:13.589	26.280	2:22.689	92.35	7.402	11:07:42.043
4 -	41.811	1:12.482	25.390	2:19.683	94.34	4.396	11:10:01.726
5 -	41.131	1:11.633	25.246	2:18.010	95.48	2.723	11:12:19.736
6 -	41.105	1:11.074	25.018	2:17.197	96.05	1.910	11:14:36.933
7 -	40.888	1:11.841	25.585	2:18.314	95.27	3.027	11:16:55.247
8 -	41.632	1:11.631	25.606	2:18.869	94.89	3.582	11:19:14.116
9 -	41.457	1:10.927	24.841	2:17.225	96.03	1.938	11:21:31.341
10 -	41.151	1:10.514	24.772	2:16.437	96.58	1.150	11:23:47.778
11 -	40.513	1:10.700	24.771	2:15.984	96.90	0.697	11:26:03.762
12 -	40.694	1:10.135	24.458	2:15.287 (1)	97.40		11:28:19.049
13 -	40.570	1:09.870	24.952	2:15.392 (3)	97.33	0.105	11:30:34.441
14 -	40.053	1:10.774	24.507	2:15.334 (2)	97.37	0.047	11:32:49.775

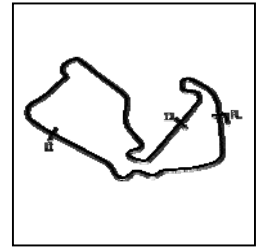
P3 91		Joshua LAW		MCR S2			
IDEAL LAP TIME : 2:13.624		BEST LAP TIME : 2:14.037		DIFFERENCE : 0.413			
LAP	SECTOR 1	SECTOR 2	SECTOR 3	LAP TIME	MPH	DIFF	TIME OF DAY
1 -		1:16.044	26.343	2:32.452	86.43	18.415	11:02:56.997
2 -	42.815	1:13.562	25.937	2:22.314	92.59	8.277	11:05:19.311
3 -	42.982	1:13.438	25.967	2:22.387	92.54	8.350	11:07:41.698
4 -	41.732	1:11.246	25.020	2:17.998	95.49	3.961	11:09:59.696
5 -	41.492	1:10.702	26.513	2:18.707	95.00	4.670	11:12:18.403
6 -	41.460	1:10.958	25.221	2:17.639	95.74	3.602	11:14:36.042
7 -	41.254	1:11.590	33.130	2:25.974	90.27	11.937	11:17:02.016
8 -	41.491	1:09.861	24.444	2:15.796	97.04	1.759	11:19:17.812
9 -	40.810	1:10.469	24.274	2:15.553	97.21	1.516	11:21:33.365
10 -	40.867	1:10.247	24.527	2:15.641	97.15	1.604	11:23:49.006
11 -	41.040	1:11.175	24.445	2:16.660	96.42	2.623	11:26:05.666
12 -	40.454	1:10.271	24.125	2:14.850 (2)	97.72	0.813	11:28:20.516
13 -	40.459	1:09.045	24.533	2:14.037 (1)	98.31		11:30:34.553
14 -	41.681	1:09.387	24.296	2:15.364 (3)	97.35	1.327	11:32:49.917

Weather / Track : Cloudy / Damp

Silverstone GP
Circuit Length = 3.6604 miles
Start: 11:00 Flag 11:32 End: 11:34

Creative Funding Solutions Sports 2000 Championship

RACE 9 - SECTOR ANALYSIS



SECTOR 1 = FL to I1, SECTOR 2 = I1 to I2, SECTOR 3 = I2 to FL, DIFF = Difference To Personal Best Lap, P = Crossed Finish Line in Pit Lane, D = Time Disallowed

P4 38		Dominic LESNIEWSKI		MCR S2			
IDEAL LAP TIME : 2:16.519		BEST LAP TIME : 2:17.021		DIFFERENCE : 0.502			
LAP	SECTOR 1	SECTOR 2	SECTOR 3	LAP TIME	MPH	DIFF	TIME OF DAY
1 -		1:15.130	26.423	2:28.016	89.02	10.995	11:02:52.561
2 -	42.905	1:13.249	26.005	2:22.159	92.69	5.138	11:05:14.720
3 -	42.514	1:13.153	25.668	2:21.335	93.23	4.314	11:07:36.055
4 -	42.305	1:12.634	25.924	2:20.863	93.55	3.842	11:09:56.918
5 -	42.260	1:12.054	25.627	2:19.941	94.16	2.920	11:12:16.859
6 -	41.734	1:11.563	25.288	2:18.585	95.08	1.564	11:14:35.444
7 -	41.407	1:11.880	26.293	2:19.580	94.41	2.559	11:16:55.024
8 -	41.591	1:11.778	25.405	2:18.774	94.95	1.753	11:19:13.798
9 -	41.987	1:11.593	24.927	2:18.507	95.14	1.486	11:21:32.305
10 -	41.384	1:10.822	25.077	2:17.283 (3)	95.98	0.262	11:23:49.588
11 -	45.947	1:10.945	24.777	2:21.669	93.01	4.648	11:26:11.257
12 -	43.345	1:11.256	24.659	2:19.260	94.62	2.239	11:28:30.517
13 -	41.683	1:10.628	24.766	2:17.077 (2)	96.13	0.056	11:30:47.594
14 -	41.548	1:10.966	24.507	2:17.021 (1)	96.17		11:33:04.615

P5 71		Paul TRAYHURN		Gunn TS11			
IDEAL LAP TIME : 2:16.161		BEST LAP TIME : 2:16.890		DIFFERENCE : 0.729			
LAP	SECTOR 1	SECTOR 2	SECTOR 3	LAP TIME	MPH	DIFF	TIME OF DAY
1 -		1:18.722	26.886	2:35.419	84.78	18.529	11:02:59.964
2 -	45.449	1:16.034	26.776	2:28.259	88.88	11.369	11:05:28.223
3 -	44.648	1:15.221	26.728	2:26.597	89.89	9.707	11:07:54.820
4 -	43.686	1:14.353	26.435	2:24.474	91.21	7.584	11:10:19.294
5 -	42.951	1:13.002	25.894	2:21.847	92.90	4.957	11:12:41.141
6 -	42.148	1:12.587	25.652	2:20.387	93.86	3.497	11:15:01.528
7 -	42.162	1:12.129	40.836	2:35.127	84.94	18.237	11:17:36.655
8 -	42.246	1:11.428	25.245	2:18.919	94.85	2.029	11:19:55.574
9 -	41.600	1:10.273	25.017	2:16.890 (1)	96.26		11:22:12.464
10 -	41.281	1:13.042	25.087	2:19.410	94.52	2.520	11:24:31.874
11 -	41.192	1:11.103	25.213	2:17.508 (3)	95.83	0.618	11:26:49.382
12 -	42.020	1:10.632	24.887	2:17.539	95.81	0.649	11:29:06.921
13 -	42.104	1:10.896	25.225	2:18.225	95.33	1.335	11:31:25.146
14 -	41.718	1:10.872	24.696	2:17.286 (2)	95.98	0.396	11:33:42.432

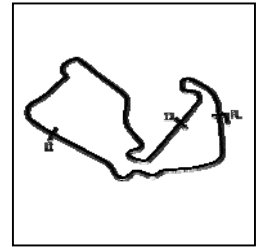
P6 35		Neil BURROUGHS		Gunn TS12			
IDEAL LAP TIME : 2:18.921		BEST LAP TIME : 2:19.994		DIFFERENCE : 1.073			
LAP	SECTOR 1	SECTOR 2	SECTOR 3	LAP TIME	MPH	DIFF	TIME OF DAY
1 -		1:15.172	26.240	2:29.056	88.40	9.062	11:02:53.601
2 -	42.810	1:13.637	26.000	2:22.447	92.51	2.453	11:05:16.048
3 -	42.298	1:13.457	25.828	2:21.583	93.07	1.589	11:07:37.631
4 -	41.960	1:12.293	25.741	2:19.994 (1)	94.13		11:09:57.625
5 -	42.218	1:12.025	35.951	2:30.194	87.73	10.200	11:12:27.819
6 -	47.191	1:15.725	26.293	2:29.209	88.31	9.215	11:14:57.028
7 -	44.366	1:14.859	26.110	2:25.335	90.67	5.341	11:17:22.363
8 -	44.167	1:13.958	25.809	2:23.934	91.55	3.940	11:19:46.297
9 -	44.561	1:13.443	25.658	2:23.662	91.72	3.668	11:22:09.959
10 -	43.711	1:13.617	25.423	2:22.751	92.31	2.757	11:24:32.710
11 -	43.564	1:13.244	25.751	2:22.559	92.43	2.565	11:26:55.269
12 -	43.409	1:12.439	25.125	2:20.973	93.47	0.979	11:29:16.242
13 -	43.398	1:12.231	25.255	2:20.884 (3)	93.53	0.890	11:31:37.126
14 -	43.286	1:12.062	24.936	2:20.284 (2)	93.93	0.290	11:33:57.410

Weather / Track : Cloudy / Damp

Silverstone GP
 Circuit Length = 3.6604 miles
 Start: 11:00 Flag 11:32 End: 11:34

Creative Funding Solutions Sports 2000 Championship

RACE 9 - SECTOR ANALYSIS



SECTOR 1 = FL to I1, SECTOR 2 = I1 to I2, SECTOR 3 = I2 to FL, DIFF = Difference To Personal Best Lap, P = Crossed Finish Line in Pit Lane, D = Time Disallowed

P7 41		Giles BILLINGSLEY		MCR SS2			
IDEAL LAP TIME : 2:23.406		BEST LAP TIME : 2:23.822		DIFFERENCE : 0.416			
LAP	SECTOR 1	SECTOR 2	SECTOR 3	LAP TIME	MPH	DIFF	TIME OF DAY
1 -		1:17.865	27.078	2:35.045	84.99	11.223	11:02:59.590
2 -	45.082	1:16.598	26.690	2:28.370	88.81	4.548	11:05:27.960
3 -	45.023	1:17.340	26.827	2:29.190	88.32	5.368	11:07:57.150
4 -	44.525	1:15.944	26.345	2:26.814	89.75	2.992	11:10:23.964
5 -	44.249	1:15.994	26.675	2:26.918	89.69	3.096	11:12:50.882
6 -	45.889	1:16.805	26.455	2:29.149	88.35	5.327	11:15:20.031
7 -	44.245	1:15.681	26.147	2:26.073	90.21	2.251	11:17:46.104
8 -	44.665	1:15.852	26.078	2:26.595	89.89	2.773	11:20:12.699
9 -	44.274	1:15.066	26.017	2:25.357	90.65	1.535	11:22:38.056
10 -	44.245	1:15.334	25.913	2:25.492	90.57	1.670	11:25:03.548
11 -	44.000	1:15.195	25.934	2:25.129 (3)	90.80	1.307	11:27:28.677
12 -	44.053	1:15.708	25.673	2:25.434	90.61	1.612	11:29:54.111
13 -	43.566	1:14.167	26.089	2:23.822 (1)	91.62		11:32:17.933
14 -	43.687	1:14.491	25.776	2:23.954 (2)	91.54	0.132	11:34:41.887

P8 34		Roger DONNAN		MCR S2000			
IDEAL LAP TIME : 2:26.116		BEST LAP TIME : 2:26.679		DIFFERENCE : 0.563			
LAP	SECTOR 1	SECTOR 2	SECTOR 3	LAP TIME	MPH	DIFF	TIME OF DAY
1 -		1:20.196	27.785	2:38.746	83.01	12.067	11:03:03.291
2 -	45.004	1:17.464	27.393	2:29.861	87.93	3.182	11:05:33.152
3 -	45.657	1:16.639	27.512	2:29.808	87.96	3.129	11:08:02.960
4 -	45.619	1:15.623	27.199	2:28.441	88.77	1.762	11:10:31.401
5 -	44.900	1:15.679	27.536	2:28.115	88.97	1.436	11:12:59.516
6 -	45.038	1:16.531	26.752	2:28.321	88.84	1.642	11:15:27.837
7 -	44.427	1:15.383	26.947	2:26.757 (3)	89.79	0.078	11:17:54.594
8 -	45.128	1:16.742	27.196	2:29.066	88.40	2.387	11:20:23.660
9 -	45.179	1:15.501	27.131	2:27.811	89.15	1.132	11:22:51.471
10 -	44.627	1:15.960	27.116	2:27.703	89.21	1.024	11:25:19.174
11 -	44.321	1:15.745	26.613	2:26.679 (1)	89.84		11:27:45.853
12 -	44.338	1:16.032	26.412	2:26.782	89.77	0.103	11:30:12.635
13 -	44.326	1:15.571	26.826	2:26.723 (2)	89.81	0.044	11:32:39.358

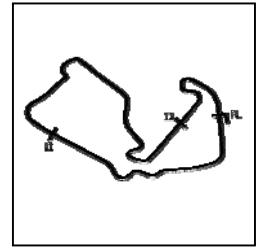
P9 4		Nick BATES		MCR S2000			
IDEAL LAP TIME : 2:23.316		BEST LAP TIME : 2:24.548		DIFFERENCE : 1.232			
LAP	SECTOR 1	SECTOR 2	SECTOR 3	LAP TIME	MPH	DIFF	TIME OF DAY
1 -		1:21.648	27.772	2:40.479	82.11	15.931	11:03:05.024
2 -	46.852	1:19.120	27.672	2:33.644	85.76	9.096	11:05:38.668
3 -	46.711	1:18.114	27.282	2:32.107	86.63	7.559	11:08:10.775
4 -	46.180	1:18.132	27.112	2:31.424	87.02	6.876	11:10:42.199
5 -	45.994	1:18.917	26.790	2:31.701	86.86	7.153	11:13:13.900
6 -	45.369	1:16.518	26.721	2:28.608	88.67	4.060	11:15:42.508
7 -	45.049	1:16.165	26.534	2:27.748	89.19	3.200	11:18:10.256
8 -	44.826	1:15.565	26.544	2:26.935	89.68	2.387	11:20:37.191
9 -	44.757	1:15.034	26.626	2:26.417	90.00	1.869	11:23:03.608
10 -	45.045	1:15.517	26.339	2:26.901	89.70	2.353	11:25:30.509
11 -	44.565	1:15.228	25.703	2:25.496 (3)	90.57	0.948	11:27:56.005
12 -	43.804	1:14.959	25.785	2:24.548 (1)	91.16		11:30:20.553
13 -	45.747	1:13.833	25.679	2:25.259 (2)	90.71	0.711	11:32:45.812

Weather / Track : Cloudy / Damp

Silverstone GP
Circuit Length = 3.6604 miles
Start: 11:00 Flag 11:32 End: 11:34

Creative Funding Solutions Sports 2000 Championship

RACE 9 - SECTOR ANALYSIS



SECTOR 1 = FL to I1, SECTOR 2 = I1 to I2, SECTOR 3 = I2 to FL, DIFF = Difference To Personal Best Lap, P = Crossed Finish Line in Pit Lane, D = Time Disallowed

P10 42		Sebastien BAMSEY		MCR S2000 Duratec			
IDEAL LAP TIME : 2:22.318		BEST LAP TIME : 2:23.220		DIFFERENCE : 0.902			
LAP	SECTOR 1	SECTOR 2	SECTOR 3	LAP TIME	MPH	DIFF	TIME OF DAY
1 -		1:22.845	28.137	2:44.116	80.29	20.896	11:03:08.661
2 -	46.908	1:18.648	27.455	2:33.011	86.12	9.791	11:05:41.672
3 -	46.071	1:17.985	27.440	2:31.496	86.98	8.276	11:08:13.168
4 -	45.802	1:28.572	27.303	2:41.677	81.50	18.457	11:10:54.845
5 -	44.955	1:18.206	26.762	2:29.923	87.89	6.703	11:13:24.768
6 -	44.643	1:20.181	26.603	2:31.427	87.02	8.207	11:15:56.195
7 -	44.286	1:15.996	26.544	2:26.826	89.75	3.606	11:18:23.021
8 -	43.680	1:15.693	26.175	2:25.548 (3)	90.53	2.328	11:20:48.569
9 -	43.948	1:16.258	26.235	2:26.441	89.98	3.221	11:23:15.010
10 -	44.486	1:15.675	26.589	2:26.750	89.79	3.530	11:25:41.760
11 -	44.229	1:17.368	25.786	2:27.383	89.41	4.163	11:28:09.143
12 -	43.239	1:14.618	26.284	2:24.141 (2)	91.42	0.921	11:30:33.284
13 -	44.141	1:13.556	25.523	2:23.220 (1)	92.01		11:32:56.504

P11 28		John OWEN		MCR S2000			
IDEAL LAP TIME : 2:24.005		BEST LAP TIME : 2:24.005		DIFFERENCE : 0.000			
LAP	SECTOR 1	SECTOR 2	SECTOR 3	LAP TIME	MPH	DIFF	TIME OF DAY
1 -		1:23.356	28.329	2:43.764	80.46	19.759	11:03:08.309
2 -	46.315	1:20.609	27.640	2:34.564	85.25	10.559	11:05:42.873
3 -	45.682	1:19.137	27.939	2:32.758	86.26	8.753	11:08:15.631
4 -	45.214	1:18.635	27.168	2:31.017	87.26	7.012	11:10:46.648
5 -	45.439	1:18.225	27.092	2:30.756	87.41	6.751	11:13:17.404
6 -	45.324	1:17.011	26.754	2:29.089	88.38	5.084	11:15:46.493
7 -	44.939	1:19.628	26.725	2:31.292	87.10	7.287	11:18:17.785
8 -	44.308	1:16.033	26.308	2:26.649	89.85	2.644	11:20:44.434
9 -	45.469	1:18.657	26.114	2:30.240	87.71	6.235	11:23:14.674
10 -	44.303	1:16.080	26.317	2:26.700	89.82	2.695	11:25:41.374
11 -	44.303	1:15.577	25.992	2:25.872 (3)	90.33	1.867	11:28:07.246
12 -	43.587	1:16.030	26.026	2:25.643 (2)	90.48	1.638	11:30:32.889
13 -	43.423	1:15.034	25.548	2:24.005 (1)	91.50		11:32:56.894

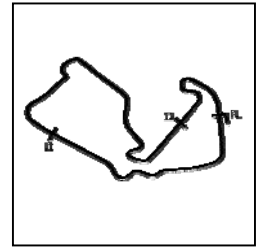
P12 88		Peter WILLIAMS		MCR S2000			
IDEAL LAP TIME : 2:29.270		BEST LAP TIME : 2:29.486		DIFFERENCE : 0.216			
LAP	SECTOR 1	SECTOR 2	SECTOR 3	LAP TIME	MPH	DIFF	TIME OF DAY
1 -		1:18.352	27.347	2:34.729	85.16	5.243	11:02:59.274
2 -	44.797	1:17.613	27.543	2:29.953 (3)	87.87	0.467	11:05:29.227
3 -	44.843	1:17.518	27.125	2:29.486 (1)	88.15		11:07:58.713
4 -	44.863	1:17.476	27.326	2:29.665 (2)	88.04	0.179	11:10:28.378
5 -	45.739	1:17.397	27.898	2:31.034	87.25	1.548	11:12:59.412
6 -	45.746	1:17.718	27.190	2:30.654	87.47	1.168	11:15:30.066
7 -	45.417	1:17.348	27.522	2:30.287	87.68	0.801	11:18:00.353
8 -	45.660	1:17.473	27.791	2:30.924	87.31	1.438	11:20:31.277
9 -	45.755	1:17.939	27.964	2:31.658	86.89	2.172	11:23:02.935
10 -	45.409	1:17.456	27.515	2:30.380	87.62	0.894	11:25:33.315
11 -	45.178	1:18.594	27.446	2:31.218	87.14	1.732	11:28:04.533
12 -	45.706	1:18.579	28.281	2:32.566	86.37	3.080	11:30:37.099
13 -	45.440	1:17.777	27.421	2:30.638	87.47	1.152	11:33:07.737

Weather / Track : Cloudy / Damp

Silverstone GP
Circuit Length = 3.6604 miles
Start: 11:00 Flag 11:32 End: 11:34

Creative Funding Solutions Sports 2000 Championship

RACE 9 - SECTOR ANALYSIS



SECTOR 1 = FL to I1, SECTOR 2 = I1 to I2, SECTOR 3 = I2 to FL, DIFF = Difference To Personal Best Lap, P = Crossed Finish Line in Pit Lane, D = Time Disallowed

P13 111		Grant GIBSON		Van Diemen RF94 2200			
IDEAL LAP TIME : 2:26.217		BEST LAP TIME : 2:26.300		DIFFERENCE : 0.083			
LAP	SECTOR 1	SECTOR 2	SECTOR 3	LAP TIME	MPH	DIFF	TIME OF DAY
1 -		1:21.946	27.617	2:41.914	81.38	15.614	11:03:06.459
2 -	47.113	1:19.344	27.657	2:34.114	85.50	7.814	11:05:40.573
3 -	46.737	1:17.866	27.600	2:32.203	86.58	5.903	11:08:12.776
4 -	46.585	1:18.634	26.968	2:32.187	86.58	5.887	11:10:44.963
5 -	46.271	1:17.497	26.641	2:30.409	87.61	4.109	11:13:15.372
6 -	45.953	1:17.576	26.785	2:30.314	87.66	4.014	11:15:45.686
7 -	45.518	1:16.816	26.733	2:29.067 (3)	88.40	2.767	11:18:14.753
8 -	45.041	1:17.563	26.595	2:29.199	88.32	2.899	11:20:43.952
9 -	45.650	1:18.917	27.076	2:31.643	86.90	5.343	11:23:15.595
10 -	45.707	1:17.117	26.427	2:29.251	88.29	2.951	11:25:44.846
11 -	45.153	1:18.134	26.436	2:29.723	88.01	3.423	11:28:14.569
12 -	45.122	1:17.128	26.069	2:28.319 (2)	88.84	2.019	11:30:42.888
13 -	44.299	1:15.849	26.152	2:26.300 (1)	90.07		11:33:09.188

P14 54		Peter NEEDHAM		Van Diemen SR2000			
IDEAL LAP TIME : 2:25.219		BEST LAP TIME : 2:25.628		DIFFERENCE : 0.409			
LAP	SECTOR 1	SECTOR 2	SECTOR 3	LAP TIME	MPH	DIFF	TIME OF DAY
1 -		1:25.424	28.775	2:49.901	77.56	24.273	11:03:14.446
2 -	49.432	1:22.399	28.410	2:40.241	82.23	14.613	11:05:54.687
3 -	48.280	1:20.664	27.797	2:36.741	84.07	11.113	11:08:31.428
4 -	48.247	1:19.781	27.218	2:35.246	84.88	9.618	11:11:06.674
5 -	46.831	1:18.279	27.018	2:32.128	86.62	6.500	11:13:38.802
6 -	46.669	1:17.735	27.414	2:31.818	86.79	6.190	11:16:10.620
7 -	46.196	1:17.307	26.742	2:30.245	87.70	4.617	11:18:40.865
8 -	46.544	1:16.531	26.749	2:29.824	87.95	4.196	11:21:10.689
9 -	46.621	1:17.049	26.226	2:29.896	87.91	4.268	11:23:40.585
10 -	45.722	1:17.189	26.104	2:29.015	88.43	3.387	11:26:09.600
11 -	45.499	1:16.321	26.025	2:27.845 (3)	89.13	2.217	11:28:37.445
12 -	45.486	1:14.834	25.691	2:26.011 (2)	90.25	0.383	11:31:03.456
13 -	44.864	1:15.243	25.521	2:25.628 (1)	90.48		11:33:29.084

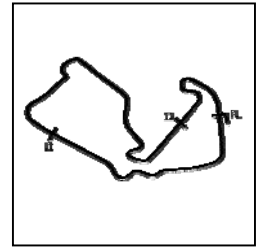
P15 22		Andreas GEORGIU		MCR S2000			
IDEAL LAP TIME : 2:29.957		BEST LAP TIME : 2:31.098		DIFFERENCE : 1.141			
LAP	SECTOR 1	SECTOR 2	SECTOR 3	LAP TIME	MPH	DIFF	TIME OF DAY
1 -		1:19.966	27.174	2:39.505	82.61	8.407	11:03:04.050
2 -	46.116	1:19.688	27.316	2:33.120	86.06	2.022	11:05:37.170
3 -	47.052	1:18.299	27.060	2:32.411	86.46	1.313	11:08:09.581
4 -	46.455	1:18.379	27.038	2:31.872 (3)	86.76	0.774	11:10:41.453
5 -	46.147	1:18.942	27.146	2:32.235	86.56	1.137	11:13:13.688
6 -	46.494	1:17.567	27.037	2:31.098 (1)	87.21		11:15:44.786
7 -	46.292	1:18.994	27.572	2:32.858	86.20	1.760	11:18:17.644
8 -	47.002	1:18.775	26.894	2:32.671	86.31	1.573	11:20:50.315
9 -	46.097	1:18.785	27.090	2:31.972	86.71	0.874	11:23:22.287
10 -	46.081	1:19.777	27.261	2:33.119	86.06	2.021	11:25:55.406
11 -	45.750	1:19.115	26.833	2:31.698 (2)	86.86	0.600	11:28:27.104
12 -	48.053	1:18.903	26.911	2:33.867	85.64	2.769	11:31:00.971
13 -	46.597	1:18.700	26.640	2:31.937	86.73	0.839	11:33:32.908

Weather / Track : Cloudy / Damp

Silverstone GP
 Circuit Length = 3.6604 miles
 Start: 11:00 Flag 11:32 End: 11:34

Creative Funding Solutions Sports 2000 Championship

RACE 9 - SECTOR ANALYSIS



SECTOR 1 = FL to I1, SECTOR 2 = I1 to I2, SECTOR 3 = I2 to FL, DIFF = Difference To Personal Best Lap, P = Crossed Finish Line in Pit Lane, D = Time Disallowed

P16 36		Nicholas HYETT		Tiga Pinto			
IDEAL LAP TIME : 2:26.887		BEST LAP TIME : 2:26.924		DIFFERENCE : 0.037			
LAP	SECTOR 1	SECTOR 2	SECTOR 3	LAP TIME	MPH	DIFF	TIME OF DAY
1 -		1:27.800	29.836	2:53.288	76.04	26.364	11:03:17.833
2 -	48.115	1:22.141	28.506	2:38.762	83.00	11.838	11:05:56.595
3 -	47.091	1:20.169	27.891	2:35.151	84.93	8.227	11:08:31.746
4 -	47.634	1:19.993	28.039	2:35.666	84.65	8.742	11:11:07.412
5 -	46.808	1:18.323	27.318	2:32.449	86.44	5.525	11:13:39.861
6 -	46.132	1:17.895	27.175	2:31.202	87.15	4.278	11:16:11.063
7 -	46.045	1:17.635	26.859	2:30.539	87.53	3.615	11:18:41.602
8 -	46.183	1:17.230	26.844	2:30.257	87.70	3.333	11:21:11.859
9 -	45.247	1:19.642	26.556	2:31.445	87.01	4.521	11:23:43.304
10 -	44.531	1:17.116	26.293	2:27.940 (3)	89.07	1.016	11:26:11.244
11 -	44.722	1:16.697	26.244	2:27.663 (2)	89.24	0.739	11:28:38.907
12 -	44.457	1:16.186	26.281	2:26.924 (1)	89.69		11:31:05.831
13 -	44.484	1:16.290	27.228	2:28.002	89.03	1.078	11:33:33.833

P17 92		David WILLIAMS		Lola T492			
IDEAL LAP TIME : 2:25.646		BEST LAP TIME : 2:26.955		DIFFERENCE : 1.309			
LAP	SECTOR 1	SECTOR 2	SECTOR 3	LAP TIME	MPH	DIFF	TIME OF DAY
1 -		1:23.222	29.197	2:47.812	78.52	20.857	11:03:12.357
2 -	47.548	1:23.930	28.398	2:39.876	82.42	12.921	11:05:52.233
3 -	47.655	1:21.828	28.135	2:37.618	83.60	10.663	11:08:29.851
4 -	46.592	1:20.591	27.753	2:34.936	85.05	7.981	11:11:04.787
5 -	46.087	1:18.497	27.855	2:32.439	86.44	5.484	11:13:37.226
6 -	46.192	1:19.023	28.017	2:33.232	85.99	6.277	11:16:10.458
7 -	45.694	1:17.827	27.184	2:30.705	87.44	3.750	11:18:41.163
8 -	47.122	1:17.058	26.753	2:30.933	87.30	3.978	11:21:12.096
9 -	45.896	1:18.185	26.537	2:30.618	87.49	3.663	11:23:42.714
10 -	44.647	1:16.963	26.472	2:28.082 (3)	88.98	1.127	11:26:10.796
11 -	45.049	1:16.117	26.296	2:27.462 (2)	89.36	0.507	11:28:38.258
12 -	44.854	1:17.815	26.035	2:28.704	88.61	1.749	11:31:06.962
13 -	43.961	1:15.650	27.344	2:26.955 (1)	89.67		11:33:33.917

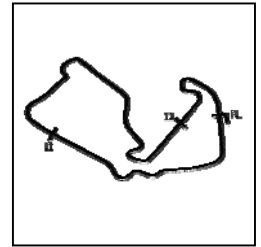
P18 69		Ross HYETT		Lola 88/90			
IDEAL LAP TIME : 2:27.583		BEST LAP TIME : 2:27.613		DIFFERENCE : 0.030			
LAP	SECTOR 1	SECTOR 2	SECTOR 3	LAP TIME	MPH	DIFF	TIME OF DAY
1 -		1:27.912	30.859	2:53.829	75.80	26.216	11:03:18.374
2 -	49.129	1:23.928	29.048	2:42.105	81.29	14.492	11:06:00.479
3 -	48.771	1:22.815	28.993	2:40.579	82.06	12.966	11:08:41.058
4 -	48.755	1:22.549	28.831	2:40.135	82.29	12.522	11:11:21.193
5 -	48.288	1:21.298	28.263	2:37.849	83.48	10.236	11:13:59.042
6 -	48.038	1:20.232	28.043	2:36.313	84.30	8.700	11:16:35.355
7 -	47.135	1:19.670	27.440	2:34.245	85.43	6.632	11:19:09.600
8 -	47.155	1:19.283	27.383	2:33.821	85.66	6.208	11:21:43.421
9 -	46.436	1:19.512	27.359	2:33.307	85.95	5.694	11:24:16.728
10 -	45.982	1:18.276	27.032	2:31.290	87.10	3.677	11:26:48.018
11 -	46.035	1:17.552	26.619	2:30.206 (3)	87.73	2.593	11:29:18.224
12 -	44.979	1:16.987	26.565	2:28.531 (2)	88.72	0.918	11:31:46.755
13 -	45.009	1:16.381	26.223	2:27.613 (1)	89.27		11:34:14.368

Weather / Track : Cloudy / Damp

Silverstone GP
Circuit Length = 3.6604 miles
Start: 11:00 Flag 11:32 End: 11:34

Creative Funding Solutions Sports 2000 Championship

RACE 9 - SECTOR ANALYSIS



SECTOR 1 = FL to I1, SECTOR 2 = I1 to I2, SECTOR 3 = I2 to FL, DIFF = Difference To Personal Best Lap, P = Crossed Finish Line in Pit Lane, D = Time Disallowed

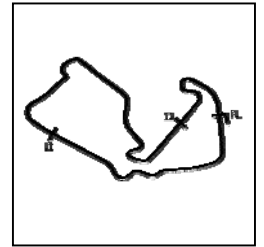
P19 33		Mike FRY		Tiga SC79			
IDEAL LAP TIME : 2:34.339		BEST LAP TIME : 2:35.806		DIFFERENCE : 1.467			
LAP	SECTOR 1	SECTOR 2	SECTOR 3	LAP TIME	MPH	DIFF	TIME OF DAY
1 -		1:25.640	29.361	2:52.862	76.23	17.056	11:03:17.407
2 -	48.178	1:22.394	28.999	2:39.571	82.58	3.765	11:05:56.978
3 -	48.771	1:21.957	28.827	2:39.555	82.59	3.749	11:08:36.533
4 -	48.743	1:22.310	28.920	2:39.973	82.37	4.167	11:11:16.506
5 -	47.999	1:20.949	28.328	2:37.276	83.78	1.470	11:13:53.782
6 -	47.294	1:20.354	28.897	2:36.545	84.17	0.739	11:16:30.327
7 -	47.414	1:20.633	27.804	2:35.851 (2)	84.55	0.045	11:19:06.178
8 -	47.393	1:21.221	27.654	2:36.268 (3)	84.32	0.462	11:21:42.446
9 -	46.714	1:19.971	29.121	2:35.806 (1)	84.57		11:24:18.252
10 -	47.873	1:21.992	28.938	2:38.803	82.98	2.997	11:26:57.055
11 -	47.883	1:21.023	27.890	2:36.796	84.04	0.990	11:29:33.851
12 -	47.770	1:21.570	28.512	2:37.852	83.48	2.046	11:32:11.703
13 -	48.235	1:20.419	28.105	2:36.759	84.06	0.953	11:34:48.462

P20 16		Richard COOKE		Lola T87/90			
IDEAL LAP TIME : 2:34.653		BEST LAP TIME : 2:35.477		DIFFERENCE : 0.824			
LAP	SECTOR 1	SECTOR 2	SECTOR 3	LAP TIME	MPH	DIFF	TIME OF DAY
1 -		1:27.089	29.787	2:55.033	75.28	19.556	11:03:19.578
2 -	49.240	1:28.096	30.370	2:47.706	78.57	12.229	11:06:07.284
3 -	51.325	1:25.657	29.993	2:46.975	78.92	11.498	11:08:54.259
4 -	50.902	1:25.738	29.363	2:46.003	79.38	10.526	11:11:40.262
5 -	49.178	1:24.541	28.983	2:42.702	80.99	7.225	11:14:22.964
6 -	49.026	1:23.505	29.141	2:41.672	81.50	6.195	11:17:04.636
7 -	51.059	1:24.550	29.037	2:44.646	80.03	9.169	11:19:49.282
8 -	48.572	1:22.244	29.139	2:39.955	82.38	4.478	11:22:29.237
9 -	48.208	1:22.108	27.989	2:38.305	83.24	2.828	11:25:07.542
10 -	47.013	1:21.179	27.494	2:35.686 (2)	84.64	0.209	11:27:43.228
11 -	47.951	1:20.193	27.923	2:36.067 (3)	84.43	0.590	11:30:19.295
12 -	47.557	1:20.473	27.447	2:35.477 (1)	84.75		11:32:54.772

P21 17		Clive STEEPER		TIGA SC 80			
IDEAL LAP TIME : 2:34.835		BEST LAP TIME : 2:35.642		DIFFERENCE : 0.807			
LAP	SECTOR 1	SECTOR 2	SECTOR 3	LAP TIME	MPH	DIFF	TIME OF DAY
1 -		1:27.306	29.629	2:54.560	75.49	18.918	11:03:19.105
2 -	49.499	1:28.534	30.706	2:48.739	78.09	13.097	11:06:07.844
3 -	51.272	1:25.514	30.638	2:47.424	78.70	11.782	11:08:55.268
4 -	50.036	1:24.301	29.801	2:44.138	80.28	8.496	11:11:39.406
5 -	49.322	1:24.579	29.078	2:42.979	80.85	7.337	11:14:22.385
6 -	49.185	1:22.988	30.106	2:42.279	81.20	6.637	11:17:04.664
7 -	50.683	1:24.701	28.301	2:43.685	80.50	8.043	11:19:48.349
8 -	49.195	1:22.318	29.114	2:40.627	82.03	4.985	11:22:28.976
9 -	47.810	1:21.392	28.703	2:37.905	83.45	2.263	11:25:06.881
10 -	47.156	1:20.156	28.330	2:35.642 (1)	84.66		11:27:42.523
11 -	47.297	1:21.126	27.993	2:36.416 (2)	84.24	0.774	11:30:18.939
12 -	47.584	1:21.359	27.523	2:36.466 (3)	84.22	0.824	11:32:55.405

Creative Funding Solutions Sports 2000 Championship

RACE 9 - SECTOR ANALYSIS



SECTOR 1 = FL to I1, SECTOR 2 = I1 to I2, SECTOR 3 = I2 to FL, DIFF = Difference To Personal Best Lap, P = Crossed Finish Line in Pit Lane, D = Time Disallowed

P22 73		Ashley LAW		MCR S2			
IDEAL LAP TIME : 2:27.045		BEST LAP TIME : 2:27.345		DIFFERENCE : 0.300			
LAP	SECTOR 1	SECTOR 2	SECTOR 3	LAP TIME	MPH	DIFF	TIME OF DAY
1 -		1:22.898	28.378	2:44.865	79.93	17.520	11:03:09.410
2 -	46.350	1:19.916	27.679	2:33.945	85.60	6.600	11:05:43.355
3 -	45.973	1:19.130	27.728	2:32.831	86.22	5.486	11:08:16.186
4 -	45.895	1:18.503	27.137	2:31.535	86.96	4.190	11:10:47.721
5 -	45.333	1:18.174	26.950	2:30.457	87.58	3.112	11:13:18.178
6 -	45.334	1:17.140	26.617	2:29.091 (3)	88.38	1.746	11:15:47.269
7 -	45.229	1:17.730	26.717	2:29.676	88.04	2.331	11:18:16.945
8 -	44.718	1:15.965	26.662	2:27.345 (1)	89.43		11:20:44.290
9 -	45.621	1:16.537	26.713	2:28.871 (2)	88.51	1.526	11:23:13.161

P23 46		Gwyn POLLARD		Crosslé 9S			
IDEAL LAP TIME : 2:33.873		BEST LAP TIME : 2:33.915		DIFFERENCE : 0.042			
LAP	SECTOR 1	SECTOR 2	SECTOR 3	LAP TIME	MPH	DIFF	TIME OF DAY
1 -		1:25.402	28.586	2:50.881	77.11	16.966	11:03:15.426
2 -	47.585	1:21.433	28.733	2:37.751	83.53	3.836	11:05:53.177
3 -	46.100	1:19.425	28.390	2:33.915 (1)	85.61		11:08:27.092
4 -	46.325	1:19.776	28.924	2:35.025 (2)	85.00	1.110	11:11:02.117
5 -	46.058	1:20.277	29.127	2:35.462 (3)	84.76	1.547	11:13:37.579
6 -	49.027	1:26.016	IN PIT	3:04.732 P	71.33	30.817	11:16:42.311

P24 7		Mike TURNER		Sports 2000			
IDEAL LAP TIME : 2:33.125		BEST LAP TIME : 2:33.125		DIFFERENCE : 0.000			
LAP	SECTOR 1	SECTOR 2	SECTOR 3	LAP TIME	MPH	DIFF	TIME OF DAY
1 -		1:22.692	27.920	2:43.355 (2)	80.66	10.230	11:03:07.900
2 -	46.255	1:19.341	27.529	2:33.125 (1)	86.05		11:05:41.025
3 -	46.479	1:22.870	IN PIT	3:02.240 P	72.31	29.115	11:08:43.265

Weather / Track : Cloudy / Damp

Silverstone GP
 Circuit Length = 3.6604 miles
 Start: 11:00 Flag 11:32 End: 11:34

Creative Funding Solutions Sports 2000 Championship

RACE 9 - BEST SECTORS

SECTOR 1			SECTOR 2			SECTOR 3			IDEAL / BEST COMPARISON						
POS	NO	NAME	TIME	NO	NAME	TIME	NO	NAME	TIME	POS	NO	NAME	IDEAL	BEST	DIFF
													PERFECT LAP	2:13.192	
1	26	STOTEN	40.053	91	LAW	1:09.045	1	GIBBINS	24.094	1	91	LAW	2:13.624	2:14.037	0.413
2	91	LAW	40.454	1	GIBBINS	1:09.440	91	LAW	24.125	2	1	GIBBINS	2:14.321	2:14.705	0.384
3	1	GIBBINS	40.787	26	STOTEN	1:09.870	26	STOTEN	24.458	3	26	STOTEN	2:14.381	2:15.287	0.906
4	71	TRAYHURN	41.192	71	TRAYHURN	1:10.273	38	LESNIEWSKI	24.507	4	71	TRAYHURN	2:16.161	2:16.890	0.729
5	38	LESNIEWSKI	41.384	38	LESNIEWSKI	1:10.628	71	TRAYHURN	24.696	5	38	LESNIEWSKI	2:16.519	2:17.021	0.502
6	35	BURROUGHS	41.960	35	BURROUGHS	1:12.025	35	BURROUGHS	24.936	6	35	BURROUGHS	2:18.921	2:19.994	1.073
7	42	BAMSEY	43.239	42	BAMSEY	1:13.556	54	NEEDHAM	25.521	7	42	BAMSEY	2:22.318	2:23.220	0.902
8	28	OWEN	43.423	4	BATES	1:13.833	42	BAMSEY	25.523	8	4	BATES	2:23.316	2:24.548	1.232
9	41	BILLINGSLEY	43.566	41	BILLINGSLEY	1:14.167	28	OWEN	25.548	9	41	BILLINGSLEY	2:23.406	2:23.822	0.416
10	4	BATES	43.804	54	NEEDHAM	1:14.834	41	BILLINGSLEY	25.673	10	28	OWEN	2:24.005	2:24.005	0.000
11	92	WILLIAMS	43.961	28	OWEN	1:15.034	4	BATES	25.679	11	54	NEEDHAM	2:25.219	2:25.628	0.409
12	111	GIBSON	44.299	34	DONNAN	1:15.383	92	WILLIAMS	26.035	12	92	WILLIAMS	2:25.646	2:26.955	1.309
13	34	DONNAN	44.321	92	WILLIAMS	1:15.650	111	GIBSON	26.069	13	34	DONNAN	2:26.116	2:26.679	0.563
14	36	HYETT	44.457	111	GIBSON	1:15.849	69	HYETT	26.223	14	111	GIBSON	2:26.217	2:26.300	0.083
15	73	LAW	44.463	73	LAW	1:15.965	36	HYETT	26.244	15	36	HYETT	2:26.887	2:26.924	0.037
16	88	WILLIAMS	44.797	36	HYETT	1:16.186	34	DONNAN	26.412	16	73	LAW	2:27.045	2:27.345	0.300
17	54	NEEDHAM	44.864	69	HYETT	1:16.381	73	LAW	26.617	17	69	HYETT	2:27.583	2:27.613	0.030
18	69	HYETT	44.979	88	WILLIAMS	1:17.348	22	GEORGIU	26.640	18	88	WILLIAMS	2:29.270	2:29.486	0.216
19	22	GEORGIU	45.750	22	GEORGIU	1:17.567	88	WILLIAMS	27.125	19	22	GEORGIU	2:29.957	2:31.098	1.141
20	46	POLLARD	46.058	7	TURNER	1:19.341	16	COOKE	27.447	20	7	TURNER	2:33.125	2:33.125	0.000
21	7	TURNER	46.255	46	POLLARD	1:19.425	17	STEEPER	27.523	21	46	POLLARD	2:33.873	2:33.915	0.042
22	33	FRY	46.714	33	FRY	1:19.971	7	TURNER	27.529	22	33	FRY	2:34.339	2:35.806	1.467
23	16	COOKE	47.013	17	STEEPER	1:20.156	33	FRY	27.654	23	16	COOKE	2:34.653	2:35.477	0.824
24	17	STEEPER	47.156	16	COOKE	1:20.193	46	POLLARD	28.390	24	17	STEEPER	2:34.835	2:35.642	0.807

Weather / Track : Cloudy / Damp

Results can be found at www.tsl-timing.com

Silverstone GP

Circuit Length = 3.6604 miles

Start: 11:00 Flag 11:32 End: 11:34

Printed - 11:35 Sunday, 16 August 2020

Creative Funding Solutions Sports 2000 Championship

RACE 9 - STATISTICS

Competitors Started 24
Planned Start 2020-08-16 @ 09:55:00.000
Actual Start 2020-08-16 @ 11:00:24.544
Finish Time 2020-08-16 @ 11:32:35.353
Track Length 3.6604mi.
Total Laps 296
Total Distance Covered 1083.5073mi.

Session Fastest Lap History

NO	NAME	LAP TIME	TIME OF DAY	LAP	VEHICLE
1	Michael GIBBINS	2:27.102	11:02:51.643	1	MCR S2000
1	Michael GIBBINS	2:20.858	11:05:12.501	2	MCR S2000
1	Michael GIBBINS	2:20.340	11:07:32.841	3	MCR S2000
1	Michael GIBBINS	2:19.300	11:09:52.141	4	MCR S2000
91	Joshua LAW	2:17.998	11:09:59.691	4	MCR S2
1	Michael GIBBINS	2:17.051	11:14:27.251	6	MCR S2000
1	Michael GIBBINS	2:16.030	11:19:01.039	8	MCR S2000
91	Joshua LAW	2:15.796	11:19:17.806	8	MCR S2
1	Michael GIBBINS	2:15.666	11:21:16.705	9	MCR S2000
91	Joshua LAW	2:15.553	11:21:33.360	9	MCR S2
26	Tom STOTEN	2:15.287	11:28:19.044	12	Gunn TS11
91	Joshua LAW	2:14.850	11:28:20.510	12	MCR S2
1	Michael GIBBINS	2:14.705	11:30:20.765	13	MCR S2000
91	Joshua LAW	2:14.037	11:30:34.553	13	MCR S2

Session Leader History

NO	NAME	FROM LAP	LAPS LED	DISTANCE	VEHICLE
1	Michael GIBBINS	1	14	51.24 miles	MCR S2000

Flag History

TYPE	TIME OF DAY
GREEN	11:00:24.544
FINISH	11:32:35.353

Flag Statistics

TYPE	COUNT	TOTAL LAPS	TOTAL TIME
Green	1	14	34:29.204
Red	0	0	0.000
Safety Car	0	0	0.000
FCY	0	0	0.000

Weather / Track : Cloudy / Damp

Results can be found at www.tsl-timing.com

Silverstone GP
Circuit Length = 3.6604 miles
Start: 11:00 Flag 11:32 End: 11:34

Printed - 11:36 Sunday, 16 August 2020